

The NSSE Pocket Guide, *Student Experience in Brief*, and Other Resources for College Admissions Staff, Parents, and Students



Kathy Anderson
NSSE Institute Project Manager
September 29, 2011



What is Student Engagement?

What **students** do – time and energy devoted to educationally purposeful activities



Agnes Scott College

What **institutions** do – using effective educational practices to induce students to do the right things



Southern Oregon University



Effective Educational Practices

- Student-faculty contact
- Active learning
- Prompt feedback
- Time on task
- High expectations
- Cooperation among students
- Respect for diverse talents and ways of learning



Colorado College

Chickering and Gamson. (1987). *Seven principles of good practice in undergraduate education*.



What is NSSE?

Annual snapshot:

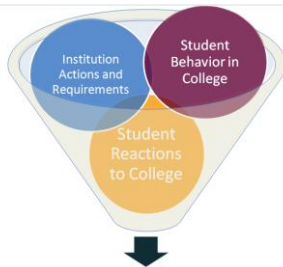


Illinois College

- Since 2000, close to 1,500 US and Canadian institutions have participated
- In 2010, close to 2 million students were invited to take the survey
- Results show **how undergraduates spend their time** and **what they gain** from attending college
- The **time and energy students devote to educationally purposeful activities** is the **single best predictor** of their learning and personal development
- Survey is administered in the spring to FY and SR students – Web and Web/paper
- Data released in August and belongs to the institution



What does NSSE capture?



Student Learning and Development



What Do Institutions Receive?

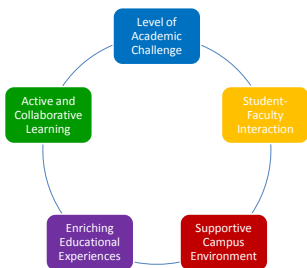
The Institutional Report:

- **Basic reports** compare institution student responses to students at selected comparison institutions
 - Frequencies – simple percent and count of student responses
 - Mean – extent to which students scores differ from students at comparison institutions
 - Benchmark Comparisons - Intended to focus campus discussions on five important areas for student development and learning
 - Major field report – results broken down by major academic areas
 - *The Student Experience in Brief* report
- **Data file for additional analyses**
- **Resources to understand, better use NSSE data**





What does NSSE report?





NSSE Benchmarks of Effective Educational Practice



Additional NSSE Resources

Annual Results & Executive Snapshot



Lessons from NSSE

- Student satisfaction depends on the degree to which they perceive the college environment to be **supportive** of their **academic and social needs**.
- Effective educational practices measured by NSSE are **independent** of institutional **selectivity**.
- **Grades, persistence, student satisfaction, and engagement** go hand in hand.



Hendrix College



University of North Dakota



Picking a college for a student is an important decision. To get a sense of how students will learn, grow and develop at a given institution, parents and students need to look beyond ...

- admission test scores
- popular media rankings

How well does the institution fit the individual needs of the student?

- sense of belonging
- potential to learn and grow



Asking Key Questions

College admissions staff, campus tour guides, school counselors and youth-serving professionals can help parents and students become more aware of the importance of asking **key questions** about colleges they visit or explore on the Web.



Georgian Court University



Getting Answers Using NSSE

What students say about the quality of their learning experience provides valuable information to high school students and parents trying to make good choices about college.



University of Georgia

NSSE encourages institutions to:

- Publicly share their results
- Focus on meaningful indicators linked to institutional mission
- Explain choice of comparison groups
- Describe how types of students and institutional conditions affect results
- Describe what can't be concluded from the results



Exploring College Campuses

Institutional Web Sites that Display NSSE Results

- Does the institution participate in NSSE and, if so, does it publish results on its institutional Web site?
- Information may be available from the Office of Admissions.



Wagner College



DePauw University

Find examples of Web sites reviewed by NSSE staff that go a step further by displaying NSSE results, http://nsse.iub.edu/links/website_displays

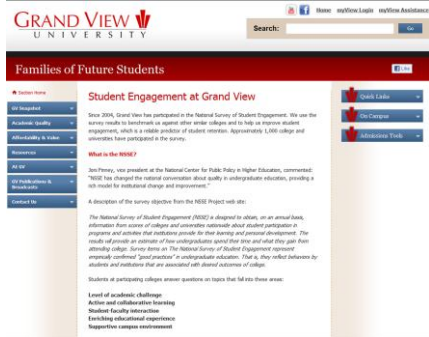
Find a list of all schools that have participated in NSSE, <http://nsse.iub.edu/html/participants.cfm>



Sample College Web Sites



Sample College Web Sites




Sample College Web Sites




NSSE Resources to Help with College Choice

- *A Pocket Guide to Choosing a College*
- *The Student Experience in Brief*
- NSSE Results in VSA College Portrait



Sharing the NSSE Pocket Guide with Students and Families

- Pocket Guide suggests key questions to ask of admissions staff, tour guide, and currently enrolled students
- NSSE results allow students to assess institutional fit
- School counselors can request up to **1000 free** pocket guides per year
- Colleges and non-profit education organizations can request up to **300 free** copies per year.



http://nsse.iub.edu/html/pocket_guide_order_form.cfm



Questions Students Might Ask

From the NSSE Pocket Guide:

| Active Learning | Academics | Student Faculty Interaction |
|---|--|--|
| <p>Students learn more when they are involved in their education, asked to think about what they are learning, and work with each other on assignments or projects.</p> <p>To find out how actively students participate in the learning process inside and outside of the classroom, etc...</p> <ul style="list-style-type: none"> How often do students discuss issues in class? How often are topics from class discussed outside of the classroom? Do students work together on projects inside and outside of class? How often do students make class presentations? How many students participate in community-based projects to register interest? Do students have opportunities to tutor or teach other students? How many students get practical, relevant experience through internships or off-campus field experiences? | <p>Challenging intellectual and creative work is important to student learning. College and universities emphasize the importance of academic effort and have high expectations of student performance.</p> <p>To find out how challenging the academic programs are, etc...</p> <ul style="list-style-type: none"> To what degree is studying and spending time on academic work emphasized? Do faculty members hold students to high standards? How much time do students spend on homework each week? What types of thinking do assignments require (i.e., analytical, creative)? How much writing is expected? How much reading is expected? Do class discussions and assignments include diverse perspectives? <p>NOTE:</p> | <p>When students interact with faculty inside and outside of the classroom, their teachers become role models and mentors.</p> <p>To find out how students and faculty interact on and out of class, etc...</p> <ul style="list-style-type: none"> Are faculty members accessible and supportive? How many students work on research projects with faculty? Do students receive prompt feedback on academic performance? How often do students talk with their teachers about what they are learning in class? How often do students talk with advisors or faculty members about their career plans? Do students and faculty members work together on committees and projects outside of classes? <p>NOTE:</p> |



Comments from the Field on the Pocket Guide

College Admissions and Support Staff

- "We use the Pocket Guide ...to help train admissions volunteers (tour guides, alumni volunteers, etc) and to give to junior visitors beginning their college search during our junior open houses."
 - Associate Dean of Admissions, Portland, OR
- "We were sent some samples two or three years ago and have since used them for all of our Open Houses and private visits to campus. They're terrific!"
 - Assistant Director of Admissions, Elkins, WV
- We have an Upward Bound Grant that works with at-risk high school students. This looks like it would be a good resource to use with them.
 - College Director of Institutional Research, NE
- As part of the Student Support Services program we encourage our participants to transfer to a 4-year institution to complete their bachelor's degree. To help with this we take them on campus visits throughout the year. We will use the guides in helping prepare them to ask meaningful questions as they visit a potential transfer institution.
 - Assistant Director Student Support Services, Community College, MO



More Feedback

High School Counselors:

- "Thank you. I love to show off your powerful little brochure. I tell families, 'it's probably the smallest thing in your packet but probably one of the most important.'"
 - High School Counselor, Ann Arbor, MI
- "We are going to distribute it to our juniors and their parents and talk to them about why it is important to look beyond name recognition. We want them to dig deeper and go beyond the standard questions...class size, study abroad programs, etc."
 - Director of College Guidance, preparatory school, Chattanooga, TN
- "We recently based our school's College Night on the NSSE benchmark topics and the questions included in the pocket guide. Parents and students felt it was one of our most informative programs. We also distributed the pocket guide to all of our juniors and seniors, and we plan to distribute them to our underclassmen as well."
 - Preparatory School College Counselor, FL



Spanish Version of the NSSE Pocket Guide



An updated Spanish translation, *Una Guía de Bolsillo Para Escoger una Universidad: Preguntas a hacer en tus visitas universitarias*, is also available.

http://nsse.iub.edu/html/pocket_guide_order_form.cfm

Who's Using the Spanish Pocket Guide?

"We...have recently created a Spanish language admission information brochure that we will be distributing to Hispanic/Latino students and their families in Georgia. The Spanish language version of the NSSE pocket guide would be an excellent companion piece."

VP for Enrollment, Georgia

"Many of the students and parents at our 'Preparing for College' presentations across the state are native Spanish speakers."

Senior Administrator, Office of Higher Education, RI



Some Answers from The Student Experience in Brief

The Student Experience in Brief

- A companion report to *A Pocket Guide to Choosing a College*
- Provides results from individual institutions that correspond to pocket guide questions
- Customizable template enables sharing with prospective students & families, admissions officers, and orientation staff. Institutions can add logos, official seals, photographs, etc.

| The Student Experience in Brief: NSSEville State | |
|--|--|
| <p>Active Learning</p> <p>Do students discuss issues in class?</p> <p>Do students work together on projects inside and outside of class?</p> <p>How often do students make class presentations?</p> | <p>Academic Challenge</p> <p>How much time do students spend on homework each week?</p> <p>What types of thinking do assignments require (i.e., analytical, creative)?</p> <p>How much writing is expected?</p> <p>How much reading is expected during the school year?</p> <p>Do classes require students to do their best work?</p> |
| <p>Student-Faculty Interaction</p> <p>Are faculty members accessible and supportive?</p> <p>How many students work on research projects with faculty?</p> <p>Do students receive prompt feedback on academic performance?</p> <p>How often do students talk with their teachers about what they are learning in class?</p> <p>How often do students talk with advisors or faculty members about their career plans?</p> <p>Do students and faculty members work together on committees and projects outside of classes?</p> | |



NSSEville State University

Sample from *The Student Experience in Brief*:

| Academic Challenge | Active Learning | Student-Faculty Interaction |
|--|--|-----------------------------|
| <p>To what degree is studying and spending time on academic work emphasized?</p> <p>52% of FY students feel that the institution places substantial emphasis on academics.</p> <p>Do faculty hold students to high standards?</p> <p>62% of FY students frequently work harder than they thought they could to meet faculty expectations.</p> <p>How much time do students spend on homework each week?</p> <p>36% of FY students spend more than 10 hours per week preparing for class. 12% spend 5 hours or less.</p> <p>What types of thinking do assignments require?</p> <p>Full-year students report substantial emphasis on the following activities:</p> <ul style="list-style-type: none"> Memorizing facts, dates, or numbers: 79% Analyzing basic elements of an idea or theory: 81% Formulating and arguing ideas: 74% Making judgments about value of information: 71% Applying theories or concepts: 61% <p>How much writing is expected?</p> <p>5% of FY students write more than 10 papers between 5 and 10 pages and 18% have written a paper more than 20 pages in length.</p> <p>How much reading is expected during the school year?</p> <p>38% of FY students read more than 10 assigned books and parts of course readings. 17% read fewer than 5.</p> <p>Do classes require students to do their best work?</p> <p>55% of FY students report that their classes strongly challenge them to do their best work.</p> | <p>Are faculty members accessible and supportive?</p> <p>53% of FY students say their faculty are available, helpful and sympathetic.</p> <p>How many students work on research projects with faculty?</p> <p>By their senior year, 24% of students have done research with a faculty member.</p> <p>Do students receive prompt feedback on academic performance?</p> <p>72% of FY students indicate that they frequently get prompt verbal or written feedback from faculty members.</p> <p>Note: FY = First Year student (Freshman students)</p> | |



Assessing the Fit with NSSEville State

Does NSSEville State demand a high level of intellectual and creative effort from students?

- Academic challenge scores suggest NSSEville is an academically rigorous university
- First-year students write at moderate level

Academic Challenge

To what degree is studying and spending time on academic work emphasized?
82% of FY students feel that the institution places substantial emphasis on academics.

Do faculty hold students to high standards?
82% of FY students frequently work harder than they thought they could to meet faculty expectations.

How much time do students spend on homework each week?
33% of FY students spend more than 10 hours per week preparing for class. 12% spend 5 hours or less.

What types of thinking do assignments require?
FY first-year students report substantial emphasis on the following activities:
Memorizing facts, ideas, or methods: 75%
Analyzing basic elements of an idea or theory: 85%
Synthesizing and organizing ideas: 74%
Making judgments about value of information: 71%
Applying theories or concepts: 67%

How much writing is expected?
31% of FY students write more than 10 papers between 5 and 10 pages and 18% have written a paper more than 20 pages in length.

How much reading is expected during the school year?
38% of FY students read more than 10 assigned books and packs of course readings. 17% read fewer than 5.

Do exams require students to do their best work?
55% of FY students report that their exams strongly challenge them to do their best work.



Assessing the Fit with NSSEville State

What kinds of interactions do students have with their faculty?

- First-year students receive prompt feedback from their instructors
- Not many students have worked with faculty on research projects

Student-Faculty Interaction

Are faculty members accessible and supportive?
53% of FY students say their faculty are available, helpful and sympathetic.

How many students work on research projects with faculty?
By their senior year, 24% of students have done research with a faculty member.

Do students receive prompt feedback on academic performance?
70% of FY students indicate that they frequently get prompt verbal or written feedback from faculty members.



NSSE and VSA

The **Voluntary System of Accountability (VSA)** is designed to help institutions meet the following objectives:

- Demonstrate accountability and stewardship to the public
- Measure educational outcomes to identify effective educational practice
- Assemble information that is accessible, understandable, and comparable

VSA **College Portraits** supply basic comparable information through a common web report. Information includes student and campus characteristics, cost of attendance, success and progress rates, campus safety, class size, student experiences on campus, and student learning outcomes. The college portraits can be viewed by state on the College Portrait Web site at www.collegeportraits.org.



The College Portrait Web Site

Reliable information on more than 325 public colleges & universities:

- Learn about the student experience
- Compare costs, majors, campus life, class size
- Share information with family and friends
- Find links and contact information for each college



IU Kokomo College Portrait

Consumer Info

Student Experiences

Student Learning Outcomes



The College Portrait and NSSE

NSSE results used for student experiences & perceptions section.

Institutions participating in the VSA program measure student involvement on campus using one of four national surveys. Results from the one survey are reported for a common set of questions selected as part of the National Survey of Student Engagement (NSSE). The following are the categories that are grouped together to student learning and development. The results reported below are based on the responses of seniors who participated in the survey.

[Evaluation of Experiences](#)
[Survey Administration Process](#)
[Survey Information](#)

Group Learning Experiences

- 72% percent of seniors worked with classmates on assignments outside of class.
- 50% of seniors tutored or taught other students
- 9% of seniors spent at least 6 hours per week participating in co-curricular activities such as student organizations and intramural sports

Active Learning Experiences

- 86% of seniors spent at least 6 hours per week preparing for class
- 11% of seniors worked on a research project with a faculty member
- 54% of seniors participated in an internship, practicum, or field experience
- 32% of seniors participated in community service or volunteer work
- 4% of seniors participated in study abroad
- 95% of seniors made at least one class presentation last year

Institutional Commitment to Student Learning and Success

- 98% of seniors believe this institution provides support for student success
- 70% of seniors rated the quality of academic advising at this institution as good or excellent

IU Kokomo Seniors

- Actively collaborate with their classmates
- Tutor their peers
- Participate in internships, field experiences, and community service
- Strongly believe their institutional supports them
- Highly rate the quality of advising



For More Information:

Email:

Kathy Anderson, kanderso@indiana.edu, (812-856-0269)

Helpful URL's:

NSSE Pocket Guide Info and Order Form:
nsse.iub.edu/html/pocket_guide_intro.cfm

General Information on NSSE for Parents and Students:

http://nsse.iub.edu/html/students_parents.cfm

NSSE and the VSA College Portrait

nsse.iub.edu/html/vsa.cfm

NSSE Web site homepage:

nsse.iub.edu