

Student Engagement in the Professions

Thank you for joining us.
The Webinar will begin at 3:00pm (EST)
Sound tests will begin around 2:55pm (EST)

Sound: Turn up your computer speakers or plug in your headphones to listen to the Webinar. For best results, close all other applications – they may interfere with the audio feed.

If you can't hear anything

- Click on "Meeting" in the left side of the dark grey tool bar at the top of the screen and select "Audio Setup Wizard." Complete the first part of the Wizard, which ends with a speaker test, to ensure you are properly connected for webinar audio. If you still can't hear anything, consult your technology support person.
- The Webinar will be recorded. If you can't fix the problem, you will be able to access the recorded session on the NSSE Web site (available a few days after the live session).

Using the Chat feature: The Chat window will be available throughout the presentation for participants to interact with presenters and each other. Please use chat to pose questions, suggest a resource, etc.

Webinar recording and resources: Presentation slides, resources, and the recording of this presentation will be available at <http://nsse.iub.edu/webinars/archive.cfm>

National Survey of Student Engagement nsse.iub.edu



Student Engagement in the Professions

NSSE Webinar
 June 21, 2011

Alexander C. McCormick
 Allison BrckaLorenz
 National Survey of Student Engagement
 Indiana University Center for Postsecondary Research



National Survey of Student Engagement nsse.iub.edu



Overview

- Introduction to NSSE's Major Field Report
- Examining student engagement among senior professions majors, with comparisons
 - Business, Education, Engineering, Health Professions
 - Arts & Sciences, All others



NSSE's Major Field Report

Major Field Identification

Please enter your major(s) or your expected major(s).

Primary major (Enter only one.):

If applicable, second major (not minor, concentration, etc.):

Continue

- These write-in responses are recoded into 85 majors (see page 14 of the NSSE 2010 Codebook for the full listing of majors)

National Survey of Student Engagement nsse.iub.edu

Default Major Field Groupings

NSSE collapses these 85 majors into 8 major field groupings:

<ul style="list-style-type: none"> • Arts and Humanities • Biological Science • Business • Education 	<ul style="list-style-type: none"> • Engineering • Physical Science • Professional • Social Science
--	---

National Survey of Student Engagement nsse.iub.edu

Major Field Reports: Frequencies

- All major field results are unweighted. Only the overall column percentages are weighted as they are in your standard report
- Within reports—major field groups with fewer than five students are left blank
- Between reports—major field groups must have contained five students for a between report to have been created

National Survey of Student Engagement

nssse.iub.edu

Major Field Reports: Frequencies Within

NSSE national survey of student engagement

NSSE 2010 Major Field Report: Part I. Within Institution Comparisons*

SSSEville State University

Frequency Distributions: First-Year Students

Item	Response	Arts and Humanities	Biological Sciences	Business	Education	Engineering	Physical Sciences	Social Sciences	Overall
1. Added greatest value to education in this institution	CLASST	8%	8%	7%	8%	7%	8%	8%	8%
	ACCT	22%	20%	18%	14%	13%	13%	13%	13%
	Other	40%	40%	40%	40%	40%	40%	40%	40%
	Very other	30%	30%	30%	30%	30%	30%	30%	30%
Total	100%	100%	100%	100%	100%	100%	100%	100%	100%

National Survey of Student Engagement

nssse.iub.edu

Major Field Reports: Frequencies Between

NSSE national survey of student engagement

NSSE 2010 Major Field Report: Part II. Comparisons to Other Institutions

Frequency Distributions: ARTS & HUMANITIES

SSSEville State University

First-Year Students

Item	Response	SSSEville State	Mid East Public	Change Class	2008-2009	2009-2010	Mid East Public	Change Class	2008-2009	2009-2010
1. Added greatest value to education in this institution	CLASST	8%	14%	2%	21%	2%	13%	1%	14%	20%
	ACCT	22%	24%	1%	21%	1%	24%	1%	21%	21%
	Other	40%	27%	1%	42%	1%	40%	1%	42%	41%
	Very other	30%	35%	1%	36%	1%	23%	1%	36%	38%
Total	100%	100%	100%	100%	100%	100%	100%	100%	100%	100%

National Survey of Student Engagement

nssse.iub.edu

Major Field Reports: Benchmarks

- All major field results are unweighted. Only the overall benchmark scores are weighted, as they are in your standard report
- Within reports—major field groups with fewer than twenty students are left blank
- Between reports—major field groups must have contained twenty students for a between report to have been created

National Survey of Student Engagement

nssse.iub.edu

Major Field Reports: Benchmarks

NSSE national survey of student engagement

NSSE 2010 Major Field Report: Part I. Within Institution Comparisons*

SSSEville State University

Benchmark Statistics

First-Year Students

Item	Response	SSSEville State	Mid East Public	Change Class	2008-2009	2009-2010	Mid East Public	Change Class	2008-2009	2009-2010
LEVEL OF ACADEMIC CHALLENGE (LAC)	Mean	85.8	79.4	64.1	59.3	55.3	59.8	59.9	58.4	58.8
	SD	12.3	12.1	12.1	11.9	12.0	12.3	11.9	12.2	12.4
	NSSE	1.39	1.00	1.32	1.39	1.39	1.10	1.12	1.17	1.21
	NSSE	30	20	20	20	20	20	20	20	20
ACTIVE AND COLLABORATIVE LEARNING (ACL)	Mean	44.8	42.6	44.3	46.7	46.9	45.8	45.7	44.8	44.8
	SD	11.8	14.8	14.1	13.2	14.7	14.3	14.8	14.8	14.8
	NSSE	1.27	1.18	1.34	1.31	1.39	1.18	1.17	1.17	1.18
	NSSE	30	20	20	20	20	20	20	20	20

National Survey of Student Engagement

nssse.iub.edu

Major Field Reports: Benchmarks

NSSE national survey of student engagement

NSSE 2010 Major Field Report: Part II. Comparisons to Other Institutions*

SSSEville State University

Benchmark Statistics: ARTS & HUMANITIES

First-Year Students

Item	Response	SSSEville State	Mid East Public	Change Class	2008-2009	2009-2010	Mid East Public	Change Class	2008-2009	2009-2010
LEVEL OF ACADEMIC CHALLENGE (LAC)	Mean	85.8	79.4	64.1	59.3	55.3	59.8	59.9	58.4	58.8
	SD	12.3	12.1	12.1	11.9	12.0	12.3	11.9	12.2	12.4
	NSSE	1.39	1.00	1.32	1.39	1.39	1.10	1.12	1.17	1.21
	NSSE	30	20	20	20	20	20	20	20	20

National Survey of Student Engagement

nssse.iub.edu

Announcement!

- Major field groupings now customizable!
- Map majors to groups in the way that is most useful to you
- Your custom major field groupings apply to comparison groups, as well
- Maximum of 8 categories
- Customize through the Report Form on the Institution Interface
- **Report Form closes on June 25!**

National Survey of Student Engagement
nsse.iub.edu

Student Engagement in the Professions



Focal Measures

National Survey of Student Engagement
nsse.iub.edu

Benchmarks of Effective Educational Practice

Level of
Academic
Challenge

Active &
Collaborative
Learning

Student-
Faculty
Interaction

Supportive
Campus
Environment

Enriching
Educational
Experiences

National Survey of Student Engagement
nsse.iub.edu

Deep Approaches to Learning

Higher
Order
Thinking

Integrative
Learning

Reflective
Learning

National Survey of Student Engagement
nsse.iub.edu

Benchmark Calculation

Index of component items
Re-scaled to 0-100

0 = all students at **minimum** on
all component items

100 = all students at **maximum**
on all component items



A Look at Senior Professions Majors in the U.S.

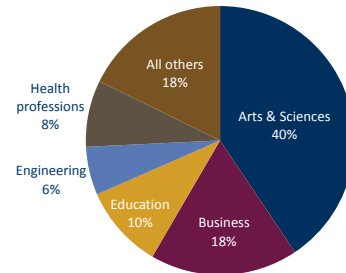
This Analysis Includes...

- Full-time senior undergraduates in 2010 in the following major groups:
 - ♦ Arts & Sciences
 - ♦ Business
 - ♦ Education
 - ♦ Engineering
 - ♦ Health professions
 - ♦ All others
- 63% female, 74% under age 24

National Survey of Student Engagement

nsse.iub.edu

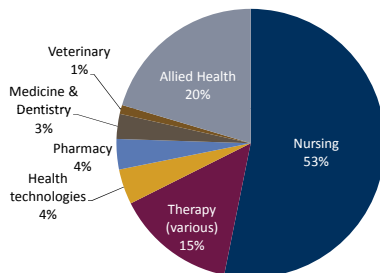
Composition of the Sample



National Survey of Student Engagement

nsse.iub.edu

Health Professions Unpacked



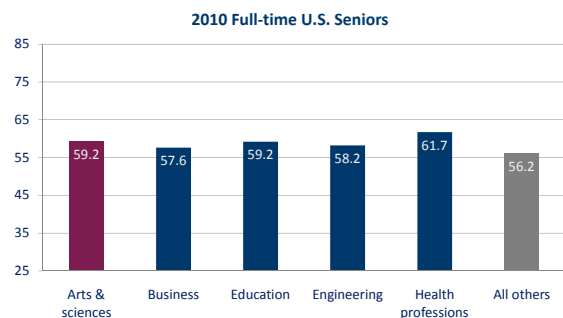
National Survey of Student Engagement

nsse.iub.edu

Looking at...

- Benchmarks
- Deep Learning scales
- Selected survey items

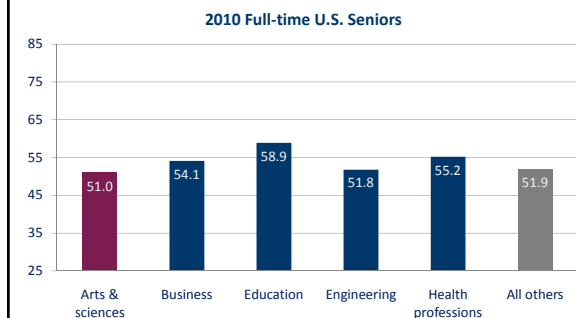
Academic Challenge



National Survey of Student Engagement

nsse.iub.edu

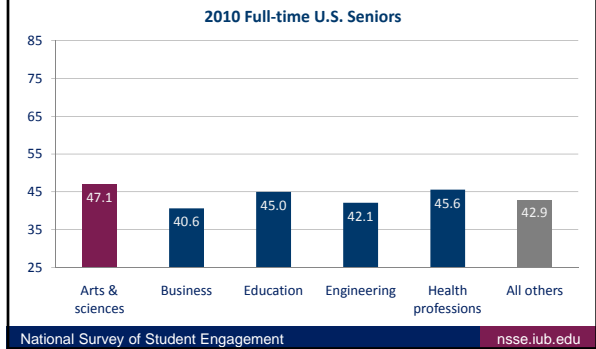
Active & Collaborative Learning



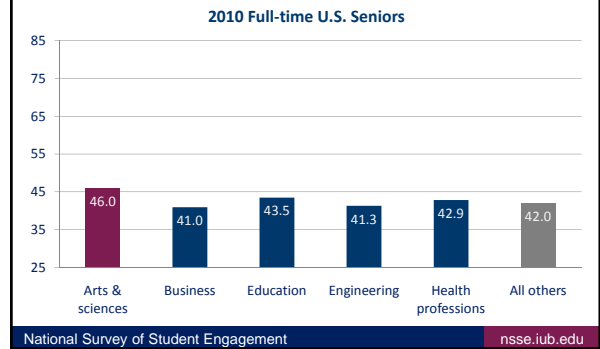
National Survey of Student Engagement

nsse.iub.edu

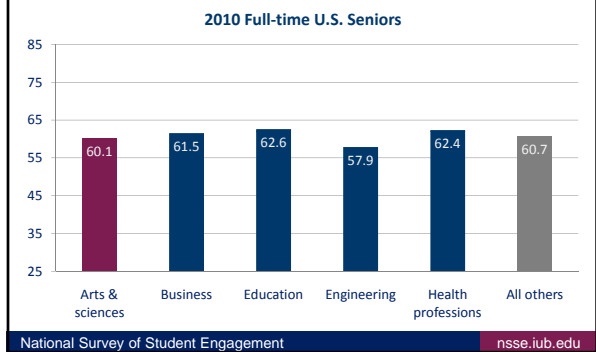
Student-Faculty Interaction



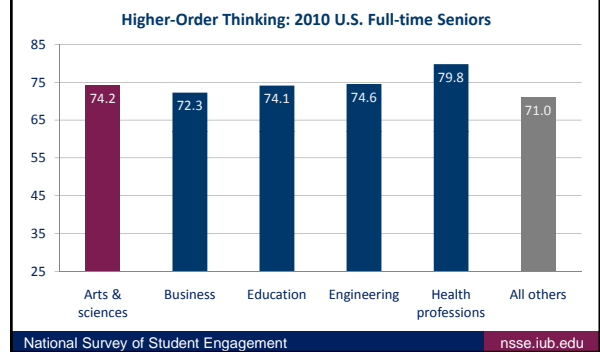
Enriching Educational Experiences



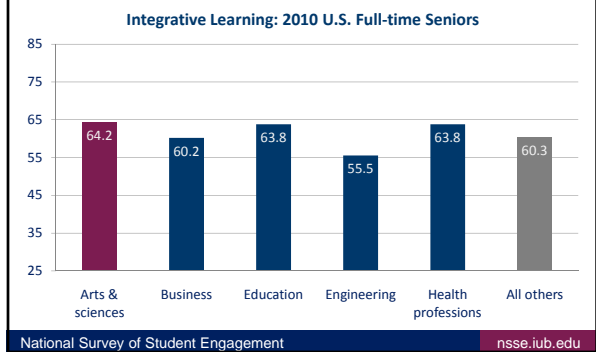
Supportive Campus Environment



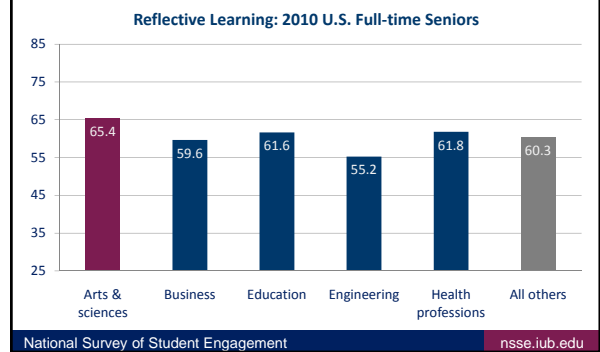
Deep Approaches to Learning-1

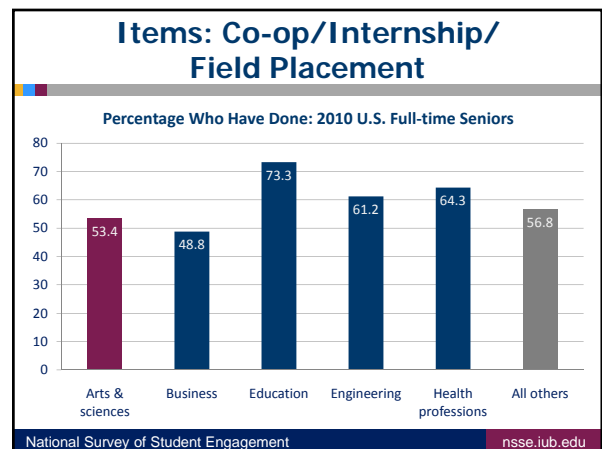
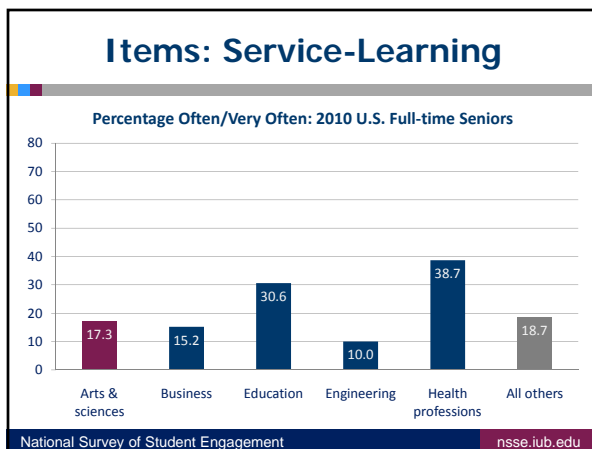
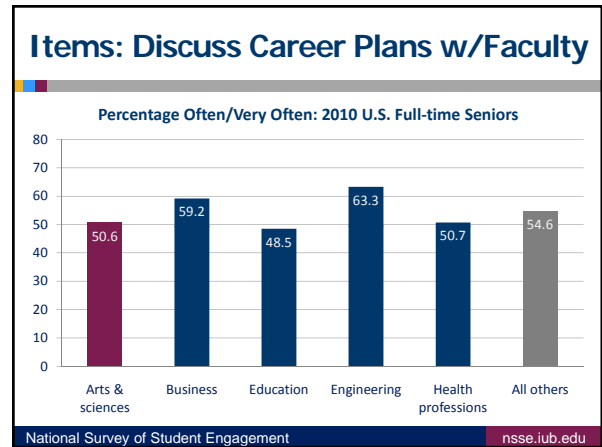
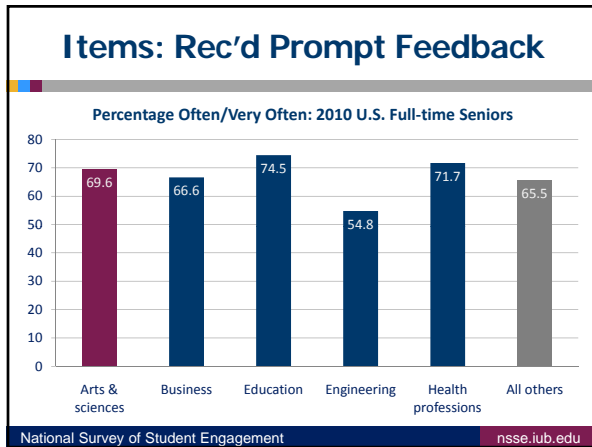
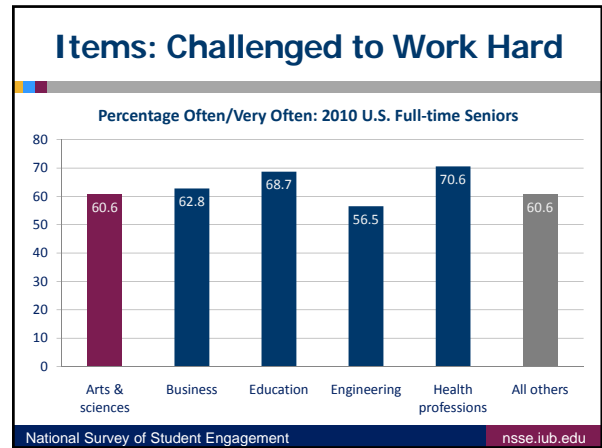
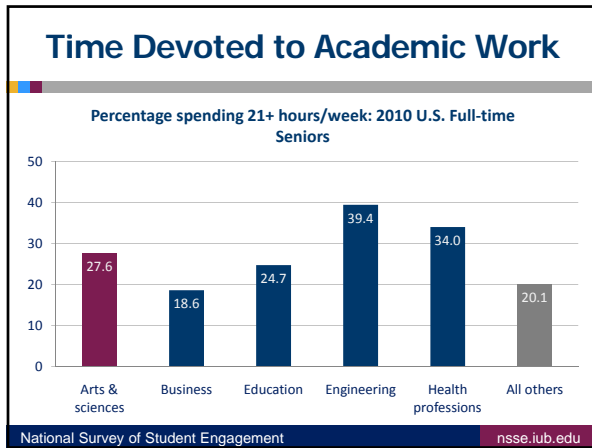


Deep Approaches to Learning-2

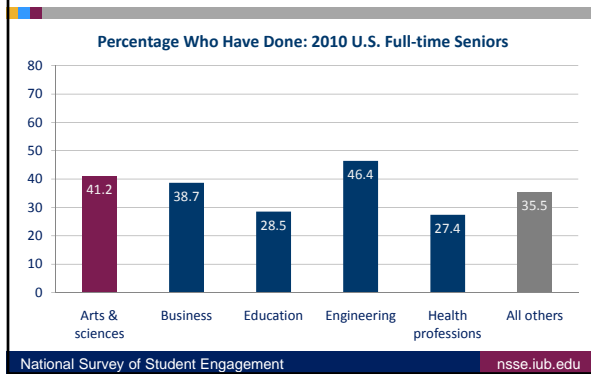


Deep Approaches to Learning-3





Items: Culminating Senior Experience



Questions & Discussion

Thank you!

nsse.iub.edu