

Welcome to the 2011 NSSE Webinar Series

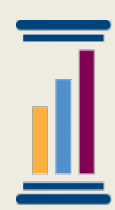
Today's Webinar:

Engagement Experiences of Student-Veterans

Presented by:

James Cole, Ph.D.
BCSSE Project Manager
NSSE Analyst



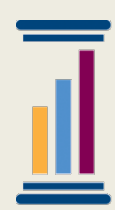


Introduction

The passage of the New Post-9/11 GI Bill has provided millions of veterans the opportunity to attend higher education.

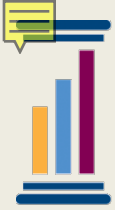
However, with this influx of student-veterans there are concerns that students veterans may not be:

- ❖ as academically engaged as their non-veteran peers with non-veteran peers and with faculty,
- ❖ experiencing high quality relationships with peers, faculty, and staff,
- ❖ devoting as much time to studying given commitments to family, career, etc.



Purpose

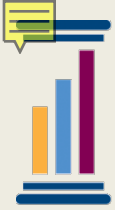
Purpose of today's presentation is to share with you results from the 2010 *National Survey of Student Engagement* (NSSE) regarding student-veteran engagement with peers, with faculty, the quality of relationships they report on their campus, and to investigate hours per week students invest in various activities.



Very Brief Description NSSE

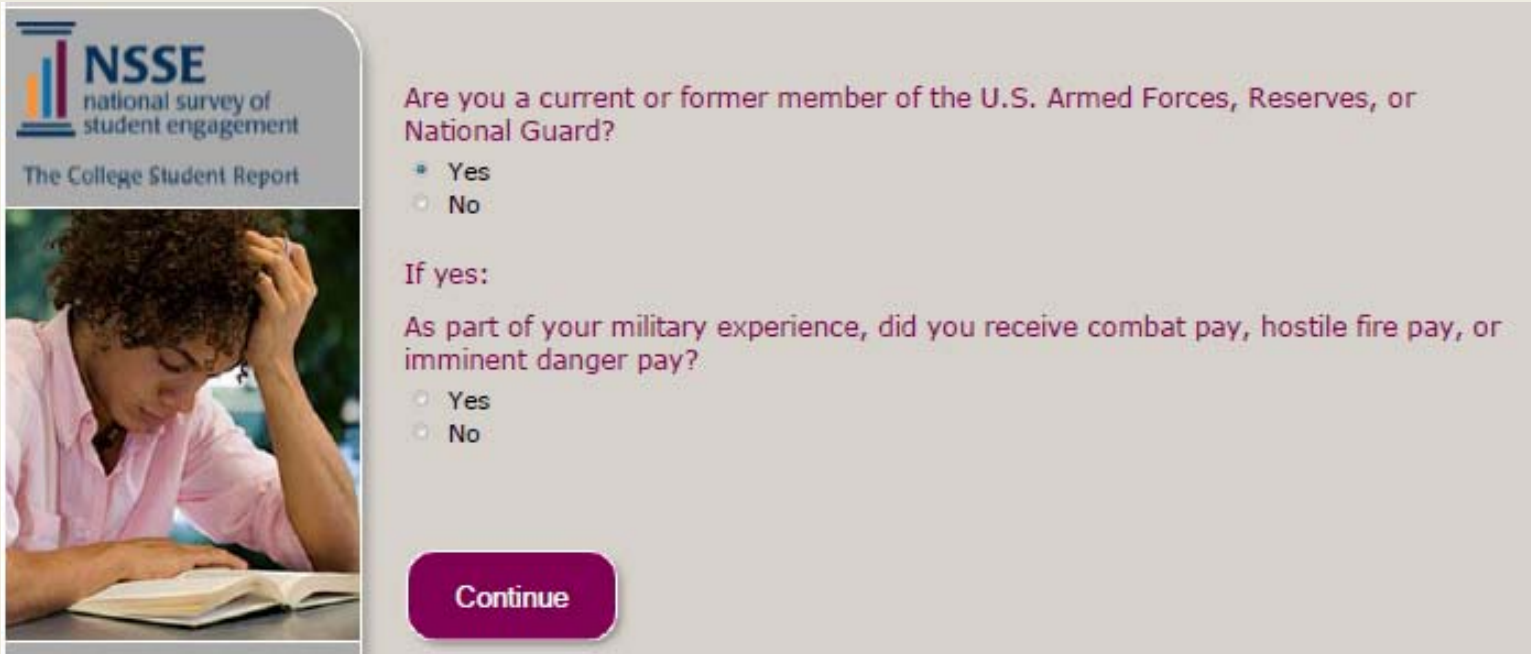
National Survey of Student Engagement (NSSE)


- ❖ Collects data from first-year and senior students near the end of the academic year regarding their academic engagement.
- ❖ NSSE collects data regarding "good practices" in undergraduate education that reflect behaviors by students and institutions that are associated with desired outcomes of college.
- ❖ More information about NSSE can be found at:
<http://nsse.iub.edu/>



Student Veterans

Given the increasing numbers of student veterans enrolling in higher education, two new questions were added to the NSSE 2010.



 **NSSE**
national survey of
student engagement
The College Student Report

Are you a current or former member of the U.S. Armed Forces, Reserves, or National Guard?

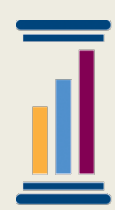
- Yes
- No

If yes:

As part of your military experience, did you receive combat pay, hostile fire pay, or imminent danger pay?

- Yes
- No

[Continue](#)

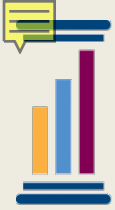


Student Veterans

In 2010, NSSE surveyed nearly 11,000 self-identified veterans, including 4,680 combat veterans – fully 44% of veterans in the sample. Senior student veterans comprised 75% of the veteran sample, with the remaining 25% being first-year student veterans.

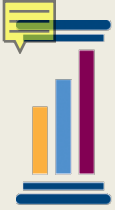
Total US institutions surveyed: 564

Total number of respondents: 362,229



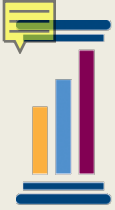
Student Veterans

		Nonveteran		Veteran, Noncombat		Veteran, Combat	
		FY%	Sr%	FY%	Sr%	FY%	Sr%
<i>Institutional Characteristics</i>							
2005 Basic Carnegie Classification	RU/VH	13	14	10	9	8	9
	RU/H	17	18	16	17	14	16
	DRU	6	6	6	6	10	5
	Masters L	26	28	26	32	30	40
	Masters M	10	9	10	10	8	10
	Masters S	4	4	3	3	2	4
	Bac/A&S	13	11	7	6	6	4
	Bac/Diverse	7	6	14	8	10	4
	Other	5	5	9	9	13	8
Control	Public	56	61	64	67	61	72
	Private	44	39	36	33	39	28



Student Veterans

		Nonveteran		Veteran, Noncombat		Veteran, Combat		
		FY%	Sr%	FY%	Sr%	FY%	Sr%	
<i>Institutional Characteristics</i>								
2005 Basic Carnegie Classification	RU/VH	13	14	10	9	8	9	
	RU/H	17	18 39%	16	17 32%	14	16 30%	
	DRU	6	6	6	6	10	5	
	Masters L	26	28	26	32	30	40	
	Masters M	10	9	10	10	8	10	
	Masters S	4	4	3	3	2	4	
	Bac/A&S	13	11	7	6	6	4	
	Bac/Diverse	7	6	14	8	10	4	
	Other	5	5	9	9	13	8	
Control	Public	56	61	64	67	61	72	
	Private	44	39	36	33	39	28	



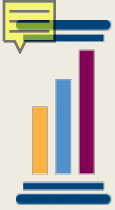
Student Veterans

		Nonveteran		Veteran, Noncombat		Veteran, Combat	
		FY%	Sr%	FY%	Sr%	FY%	Sr%
<i>Institutional Characteristics</i>							
2005 Basic Carnegie Classification	RU/VH	13	14	10	9	8	9
	RU/H	17	18	16	17	14	16
	DRU	6	6	6	6	10	5
	Masters L	26	28	26	32	30	40
	Masters M	10	9	10	10	8	10
	Masters S	4	4	3	3	2	4
	Bac/A&S	13	11	7	6	6	4
	Bac/Diverse	7	6	14	8	10	4
	Other	5	5	9	9	13	8
Control	Public	56	61	64	67	61	72
	Private	44	39	36	33	39	28

39%

45%

54%



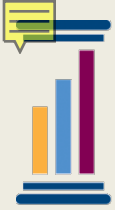
Student Veterans

		Nonveteran		Veteran, Noncombat		Veteran, Combat	
		FY%	Sr%	FY%	Sr%	FY%	Sr%
<i>Institutional Characteristics</i>							
2005 Basic Carnegie Classification	RU/VH	13	14	10	9	8	9
	RU/H	17	18	16	17	14	16
	DRU	6	6	6	6	10	5
	Masters L	26	28	26	32	30	40
	Masters M	10	9	10	10	8	10
	Masters S	4	4	3	3	2	4
	Bac/A&S	13	11	7	6	6	4
	Bac/Diverse	7	6	14	8	10	4
	Other	5	5	9	9	13	8
Control	Public	56	61	64	67	61	72
	Private	44	39	36	33	39	28

17%

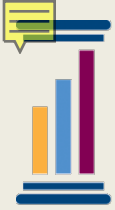
14%

8%



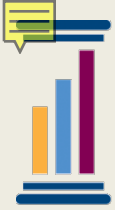
Student Veterans

		Nonveteran		Veteran, Noncombat		Veteran, Combat	
		FY%	Sr%	FY%	Sr%	FY%	Sr%
<i>Institutional Characteristics</i>							
2005 Basic Carnegie Classification	RU/VH	13	14	10	9	8	9
	RU/H	17	18	16	17	14	16
	DRU	6	6	6	6	10	5
	Masters L	26	28	26	32	30	40
	Masters M	10	9	10	10	8	10
	Masters S	4	4	3	3	2	4
	Bac/A&S	13	11	7	6	6	4
	Bac/Diverse	7	6	14	8	10	4
	Other	5	5	9	9	13	8
Control	Public	56	61	64	67	61	72
	Private	44	39	36	33	39	28



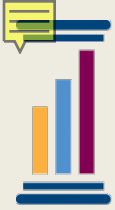
Student Veterans

		Nonveteran		Veteran, Noncombat		Veteran, Combat	
		FY%	Sr%	FY%	Sr%	FY%	Sr%
<i>Student Characteristics</i>							
Gender	Male	35	34	70	62	85	81
	Female	65	66	30	38	15	19
Race/ethnicity	African	10	8	11	16	13	15
	Asia/Pacific Islander	5	5	4	4	3	3
	Caucasian/White	66	70	68	63	62	63
	Latino/Hispanic	9	8	6	9	8	10
	Other	10	9	11	8	14	9
Enrollment status	Less than full time	5	16	17	33	23	34
	Full-time	95	84	83	67	77	66
First-Generation		42	44	52	61	65	66
Transfer		9	41	28	71	45	80
Age	Under 24 years	94	67	64	22	21	3
	24 or older	6	33	36	78	79	97
Distance Education		2	6	11	20	16	28
Disability		10	9	12	16	23	20



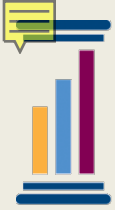
Student Veterans

		Nonveteran		Veteran, Noncombat		Veteran, Combat	
		FY%	Sr%	FY%	Sr%	FY%	Sr%
<i>Student Characteristics</i>							
Gender	Male	35	34	70	62	85	81
	Female	65	66	30	38	15	19
Race/ethnicity	African	10	8	11	16	13	15
	Asia/Pacific Islander	5	5	4	4	3	3
	Caucasian/White	66	70	68	63	62	63
	Latino/Hispanic	9	8	6	9	8	10
	Other	10	9	11	8	14	9
Enrollment status	Less than full time	5	16	17	33	23	34
	Full-time	95	84	83	67	77	66
First-Generation		42	44	52	61	65	66
Transfer		9	41	28	71	45	80
Age	Under 24 years	94	67	64	22	21	3
	24 or older	6	33	36	78	79	97
Distance Education		2	6	11	20	16	28
Disability		10	9	12	16	23	20



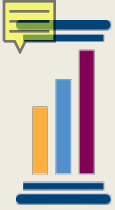
Student Veterans

		Nonveteran		Veteran, Noncombat		Veteran, Combat	
		FY%	Sr%	FY%	Sr%	FY%	Sr%
<i>Student Characteristics</i>							
Gender	Male	35	34	70	62	85	81
	Female	65	66	30	38	15	19
Race/ethnicity	African	10	8	11	16	13	15
	Asia/Pacific Islander	5	5	4	4	3	3
	Caucasian/White	66	70	68	63	62	63
	Latino/Hispanic	9	8	6	9	8	10
	Other	10	9	11	8	14	9
Enrollment status	Less than full time	5	16	17	33	23	34
	Full-time	95	84	83	67	77	66
First-Generation		42	44	52	61	65	66
Transfer		9	41	28	71	45	80
Age	Under 24 years	94	67	64	22	21	3
	24 or older	6	33	36	78	79	97
Distance Education		2	6	11	20	16	28
Disability		10	9	12	16	23	20



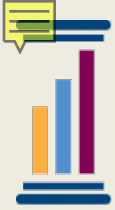
Student Veterans

		Nonveteran		Veteran, Noncombat		Veteran, Combat	
		FY%	Sr%	FY%	Sr%	FY%	Sr%
<i>Student Characteristics</i>							
Gender	Male	35	34	70	62	85	81
	Female	65	66	30	38	15	19
Race/ethnicity	African	10	8	11	16	13	15
	Asia/Pacific Islander	5	5	4	4	3	3
	Caucasian/White	66	70	68	63	62	63
	Latino/Hispanic	9	8	6	9	8	10
	Other	10	9	11	8	14	9
Enrollment status	Less than full time	5	16	17	33	23	34
	Full-time	95	84	83	67	77	66
First-Generation		42	44	52	61	65	66
Transfer		9	41	28	71	45	80
Age	Under 24 years	94	67	64	22	21	3
	24 or older	6	33	36	78	79	97
Distance Education		2	6	11	20	16	28
Disability		10	9	12	16	23	20

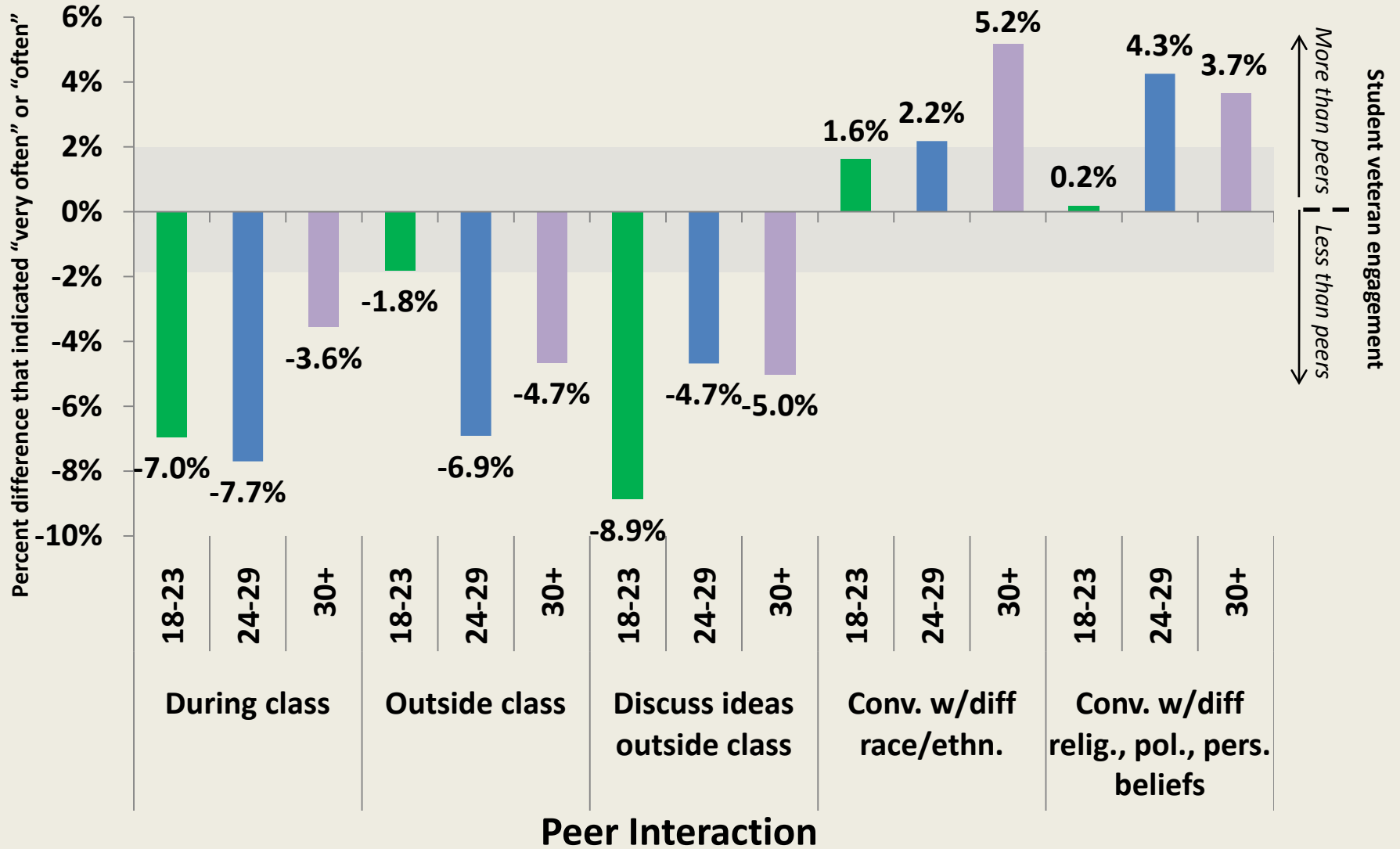


Student Veterans

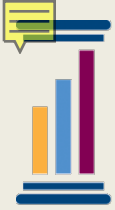
		Nonveteran		Veteran, Noncombat		Veteran, Combat	
		FY%	Sr%	FY%	Sr%	FY%	Sr%
<i>Student Characteristics</i>							
Gender	Male	35	34	70	62	85	81
	Female	65	66	30	38	15	19
Race/ethnicity	African	10	8	11	16	13	15
	Asia/Pacific Islander	5	5	4	4	3	3
	Caucasian/White	66	70	68	63	62	63
	Latino/Hispanic	9	8	6	9	8	10
	Other	10	9	11	8	14	9
Enrollment status	Less than full time	5	16	17	33	23	34
	Full-time	95	84	83	67	77	66
First-Generation		42	44	52	61	65	66
Transfer		9	41	28	71	45	80
Age	Under 24 years	94	67	64	22	21	3
	24 or older	6	33	36	78	79	97
Distance Education		2	6	11	20	16	28
Disability		10	9	12	16	23	20



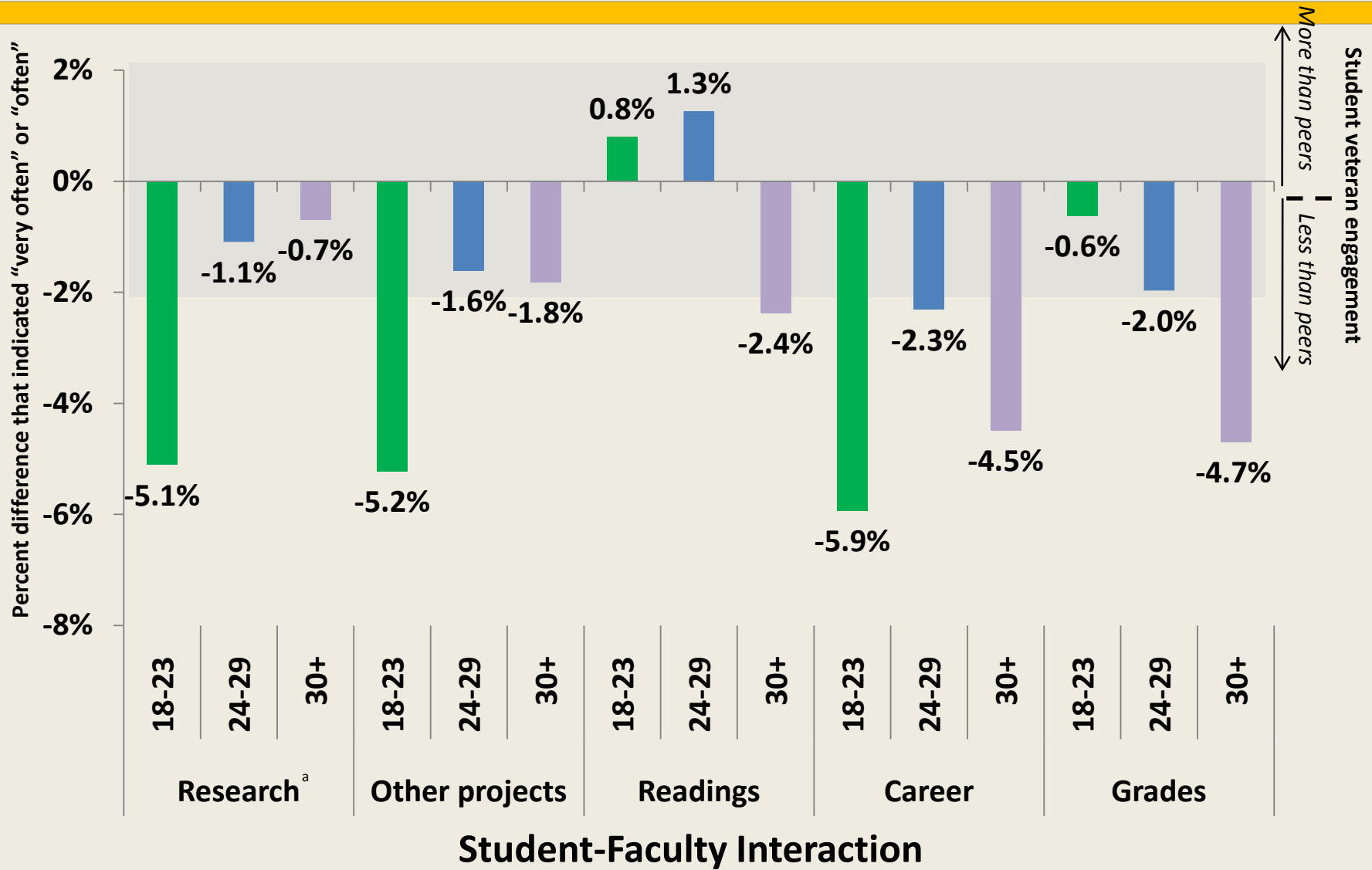
Peer Interaction



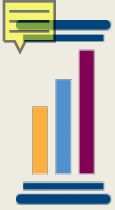
Differences of 2.0% or greater are significant .05 (approximately)



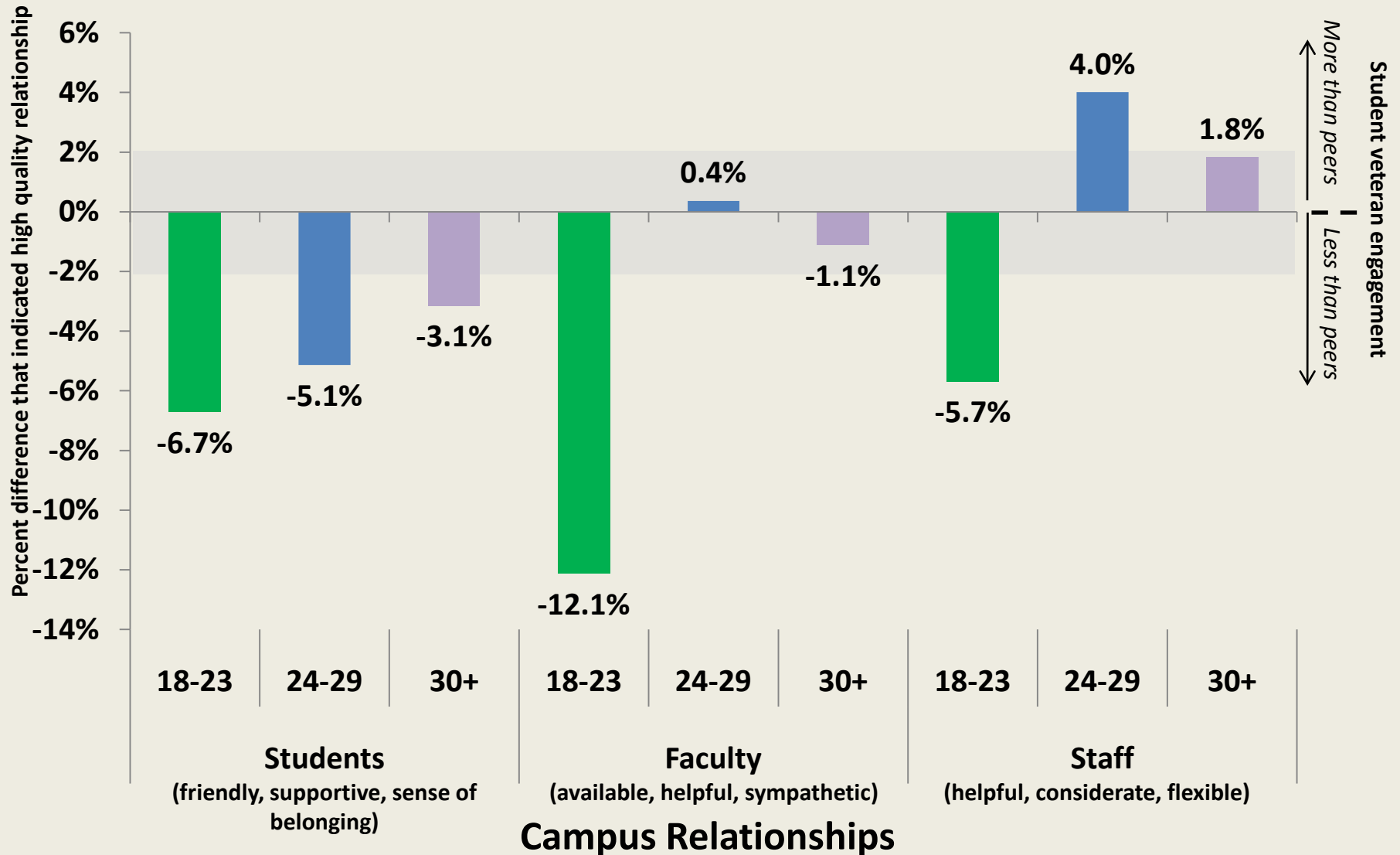
Student-Faculty Interaction

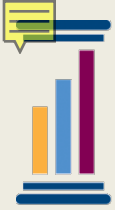


^a Percent difference that indicated "yes"

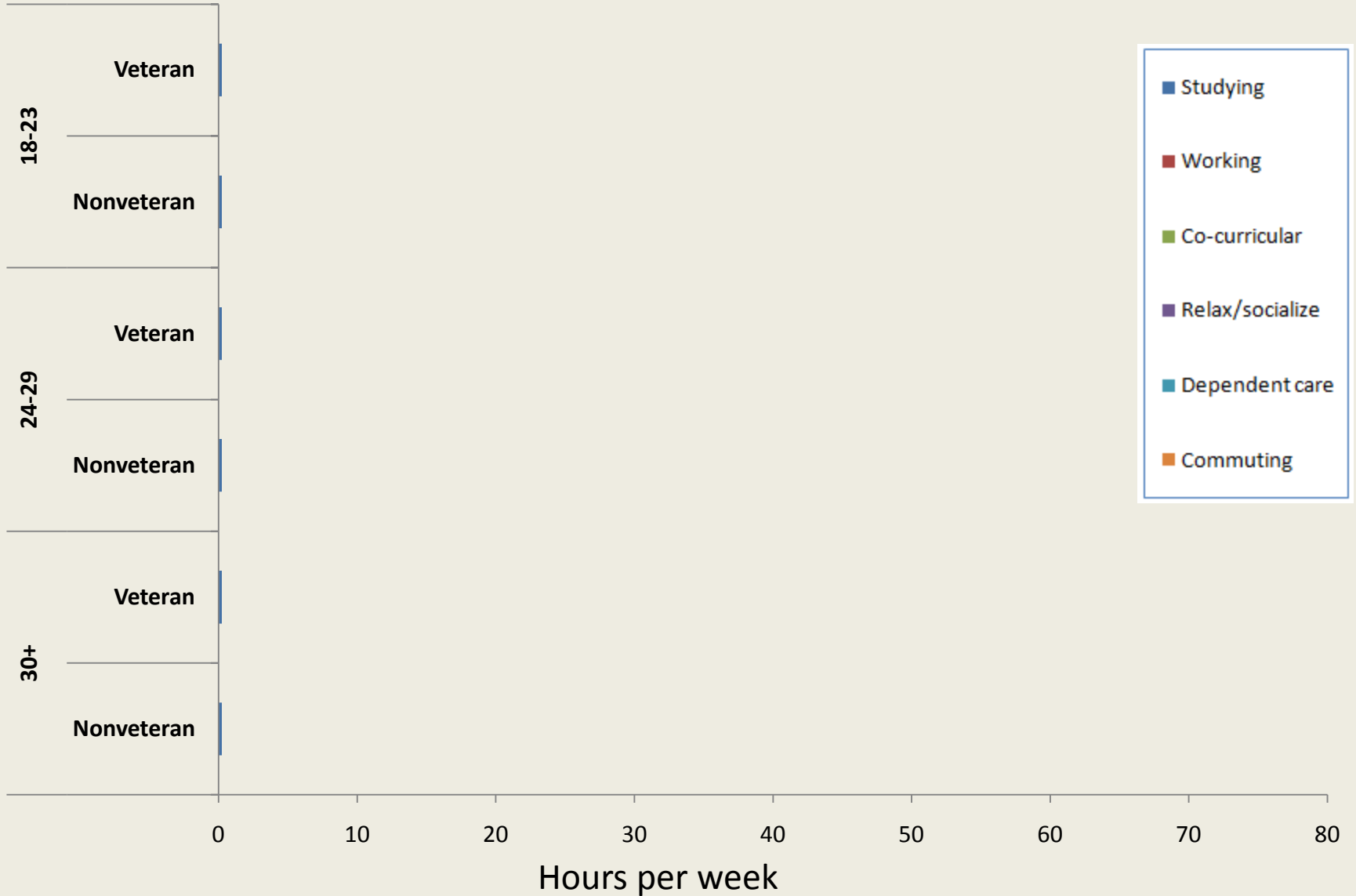


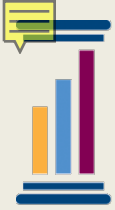
Campus Relationships



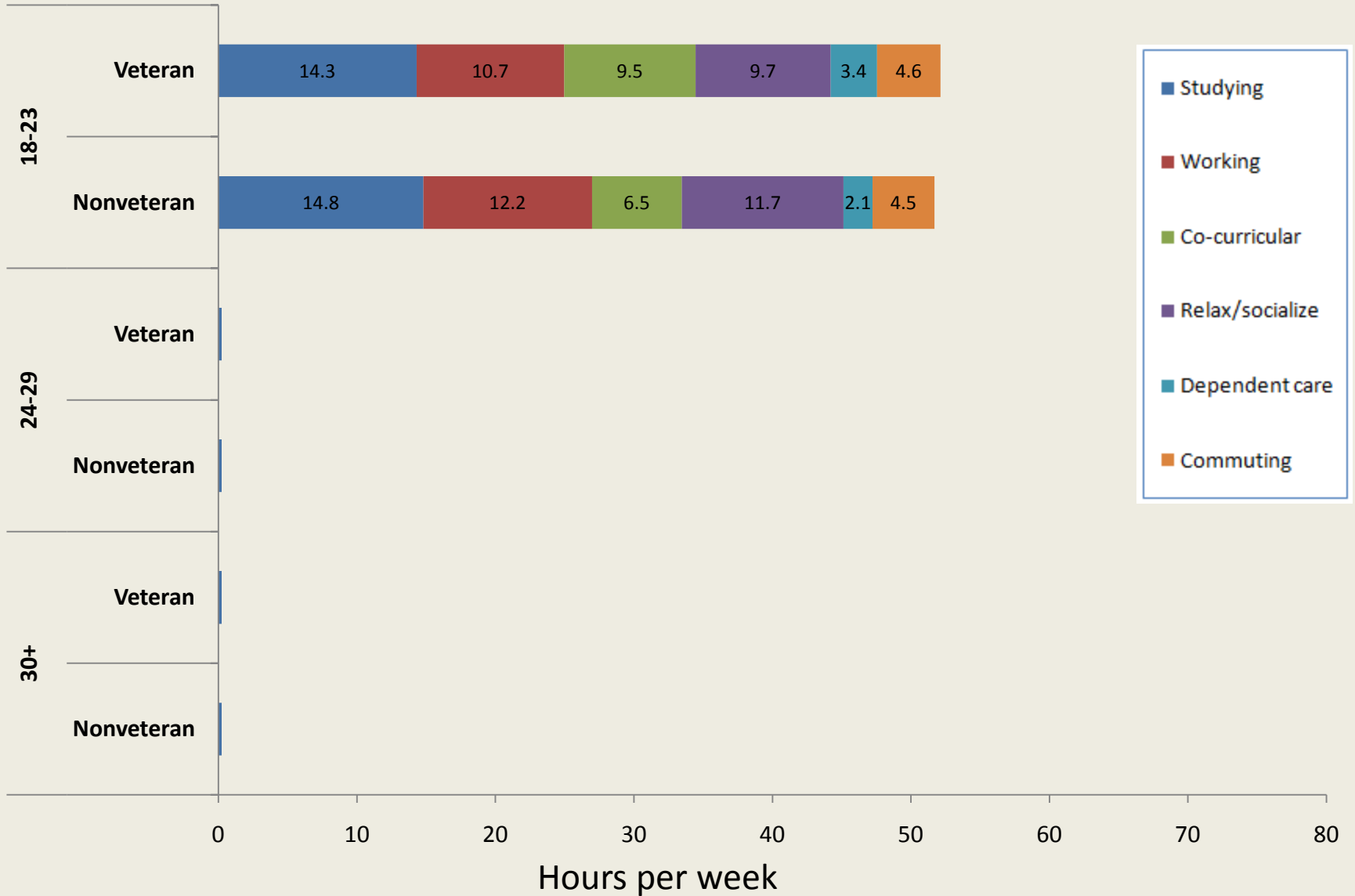


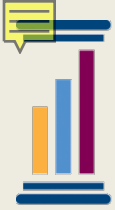
Time Management



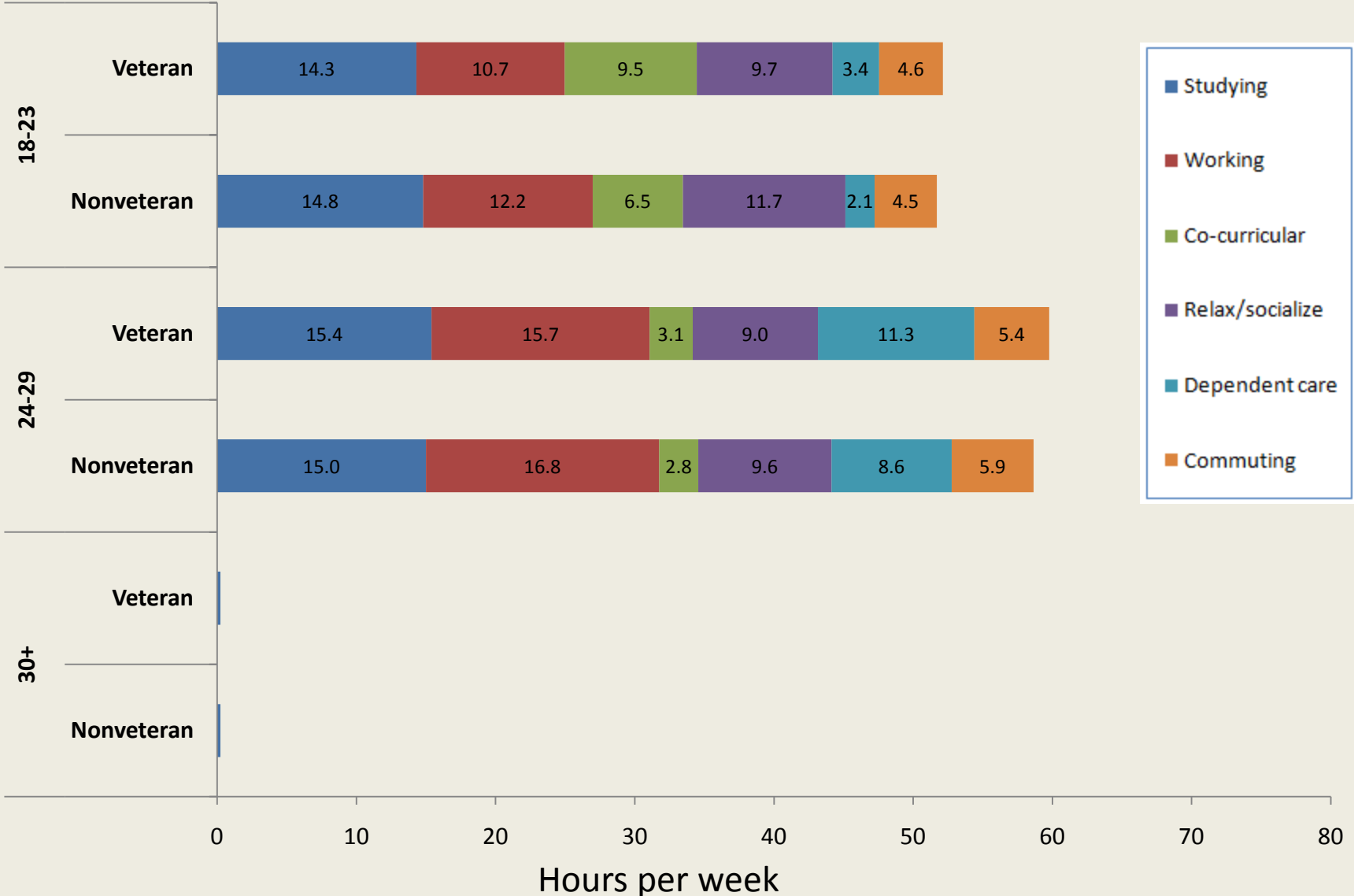


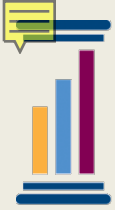
Time Management



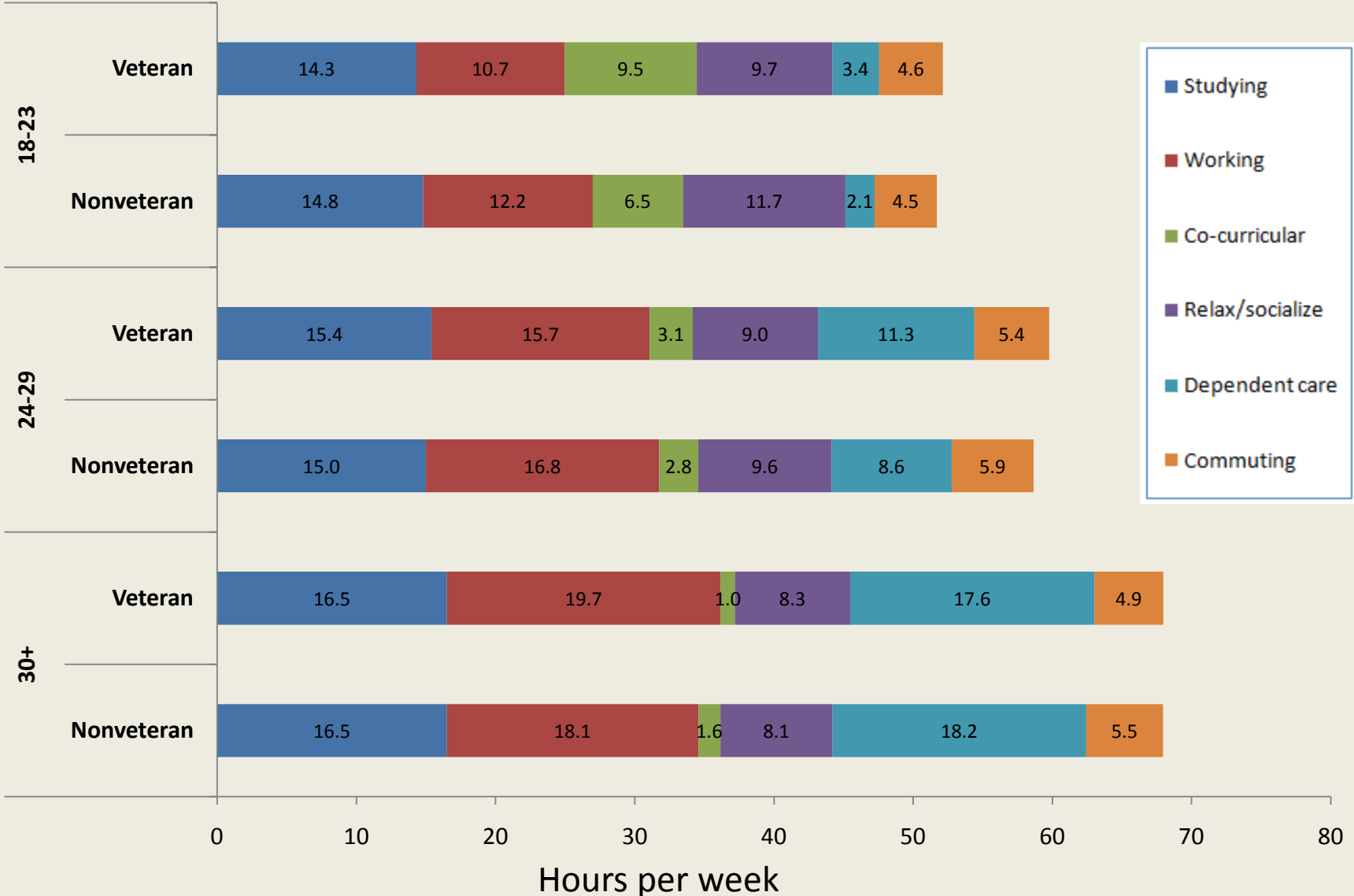


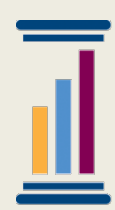
Time Management





Time Management

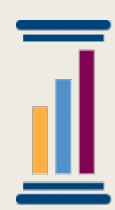




General Observations

Full-time veterans at baccalaureate institutions generally are:

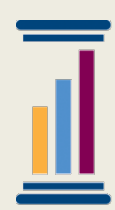
- ❖ Older, male, first-generation, and enrolled at public, master's level institutions.
- ❖ Younger vets (23 or younger) tend to show greatest disparities in engagement with their non-veteran peers of same age.
 - ❖ Significantly lower peer interaction, faculty interaction, and perceptions of high quality relationships



General Observations

Full-time veterans at baccalaureate institutions generally are:

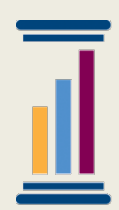
- ❖ Older vets (30 or older) that tend to show least disparities (if any at all) in engagement with their non-veteran peers of same age.
- ❖ Older veterans were more like their same-aged non-veteran peers than they were different.
- ❖ In fact, regarding diversity experiences older veterans were significantly more engaged than their peers.



General Observations

Full-time veterans at baccalaureate institutions and how they spend their time

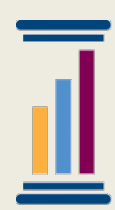
- ❖ Within each age category, veterans report spending just as much time studying as their non-veteran peers.
- ❖ Overall, differences in how they spend their time had more to do with their age, then their veteran status.
- ❖ It is encouraging to note that veterans report spending at least as much time studying as their non-veteran peers.



Discussion

Any final discussion, questions, or comments?





Thank you!

Please join us for our next Webinar on March 22

Using NSSE Data in Student Affairs

Presenters: Jillian Kinzie, Associate Director, NSSE Institute
Tony Ribera, NSSE Institute Project Associate

Copy of this and all upcoming and past webinars can be found at:

<http://nsse.iub.edu/webinars/>

Feel free to contact me with any questions.

Jim Cole
colejs@indiana.edu