

Help



Contact Us



FAQs



Save and Exit

# National Survey of Student Engagement

## What it's about—

You are invited to participate in a research study about your college experiences. The information from this National Survey of Student Engagement (NSSE) is used by faculty and administrators at your institution and by other higher education leaders to improve the collegiate experiences of undergrads. Study participants are primarily first-year and senior students selected from the bachelor's degree-seeking students at your institution.

Students from hundreds of other colleges and universities are also being asked these same questions—about how they spend their free time, what they feel they have gained from classes, and their interaction with faculty and other students. Filling out the questionnaire takes about 15 minutes. Your participation is completely voluntary. Declining participation or leaving the study will not result in any penalty or loss of benefits to which you are entitled.

## Things you should know—

This survey is conducted on behalf of your institution by the Indiana University Center for Postsecondary Research; we will send your identified responses to your school for institutional assessment. Your school and the Center will make every effort to keep your responses confidential, although we cannot guarantee absolute confidentiality. No information associated with your name will ever be released publicly, but personally identifiable survey responses may be inspected by university and government organizations when required by law.

If you have questions at any time about the study or the procedures, you may contact the National Survey of Student Engagement at [nsse@indiana.edu](mailto:nsse@indiana.edu) or by calling 812-856-5824.

For questions about your rights as a research participant or to discuss problems, complaints or concerns about a research study, or to obtain information or offer input, contact the IUB Human Subjects Office, 530 E Kirkwood Ave, Carmichael Center, L03, Bloomington IN 47408, 812-855-3067 or by e-mail at [iub\\_hsc@indiana.edu](mailto:iub_hsc@indiana.edu).


## On to the survey—

If you have read this form and agree to take part in this survey, click the "Proceed to the survey" button.

[Proceed to the survey](#)

[I do not wish to participate](#)

[Print this page](#)



Help



Contact Us



FAQs



Save and Exit

In your experience at your institution during the current school year, about how often have you done each of the following?

	Very often	Often	Sometimes	Never
Asked questions in class or contributed to class discussions	<input type="radio"/>	<input type="radio"/>	<input type="radio"/>	<input type="radio"/>
Made a class presentation	<input type="radio"/>	<input type="radio"/>	<input type="radio"/>	<input type="radio"/>
Prepared two or more drafts of a paper or assignment before turning it in	<input type="radio"/>	<input type="radio"/>	<input type="radio"/>	<input type="radio"/>
Worked on a paper or project that required integrating ideas or information from various sources	<input type="radio"/>	<input type="radio"/>	<input type="radio"/>	<input type="radio"/>
Included diverse perspectives (different races, religions, genders, political beliefs, etc.) in class discussions or writing assignments	<input type="radio"/>	<input type="radio"/>	<input type="radio"/>	<input type="radio"/>
Come to class without completing readings or assignments	<input type="radio"/>	<input type="radio"/>	<input type="radio"/>	<input type="radio"/>
Worked with other students on projects <b>during class</b>	<input type="radio"/>	<input type="radio"/>	<input type="radio"/>	<input type="radio"/>
Worked with classmates <b>outside of class</b> to prepare class assignments	<input type="radio"/>	<input type="radio"/>	<input type="radio"/>	<input type="radio"/>


Continue





In your experience at your institution during the current school year, about how often have you done each of the following?


	<b>Very often</b>	<b>Often</b>	<b>Sometimes</b>	<b>Never</b>
Put together ideas or concepts from different courses when completing assignments or during class discussions	<input type="radio"/>	<input type="radio"/>	<input type="radio"/>	<input type="radio"/>
Tutored or taught other students (paid or voluntary)	<input type="radio"/>	<input type="radio"/>	<input type="radio"/>	<input type="radio"/>
Participated in a community-based project (e.g., service learning) as part of a regular course	<input type="radio"/>	<input type="radio"/>	<input type="radio"/>	<input type="radio"/>
Used an electronic medium (listserv, chat group, Internet, instant messaging, etc.) to discuss or complete an assignment	<input type="radio"/>	<input type="radio"/>	<input type="radio"/>	<input type="radio"/>
Used e-mail to communicate with an instructor	<input type="radio"/>	<input type="radio"/>	<input type="radio"/>	<input type="radio"/>
Discussed grades or assignments with an instructor	<input type="radio"/>	<input type="radio"/>	<input type="radio"/>	<input type="radio"/>
Talked about career plans with a faculty member or advisor	<input type="radio"/>	<input type="radio"/>	<input type="radio"/>	<input type="radio"/>
Discussed ideas from your readings or classes with faculty members outside of class	<input type="radio"/>	<input type="radio"/>	<input type="radio"/>	<input type="radio"/>

**Continue**

 Help

 Contact Us

 FAQs

 Save and Exit



In your experience at your institution during the current school year, about how often have you done each of the following?

	<b>Very often</b>	<b>Often</b>	<b>Sometimes</b>	<b>Never</b>
Received prompt written or oral feedback from faculty on your academic performance	<input type="radio"/>	<input type="radio"/>	<input type="radio"/>	<input type="radio"/>
Worked harder than you thought you could to meet an instructor's standards or expectations	<input type="radio"/>	<input type="radio"/>	<input type="radio"/>	<input type="radio"/>
Worked with faculty members on activities other than coursework (committees, orientation, student life activities, etc.)	<input type="radio"/>	<input type="radio"/>	<input type="radio"/>	<input type="radio"/>
Discussed ideas from your readings or classes with others outside of class (students, family members, co-workers, etc.)	<input type="radio"/>	<input type="radio"/>	<input type="radio"/>	<input type="radio"/>
Had serious conversations with students of a different race or ethnicity than your own	<input type="radio"/>	<input type="radio"/>	<input type="radio"/>	<input type="radio"/>
Had serious conversations with students who are very different from you in terms of their religious beliefs, political opinions, or personal values	<input type="radio"/>	<input type="radio"/>	<input type="radio"/>	<input type="radio"/>

**Continue**



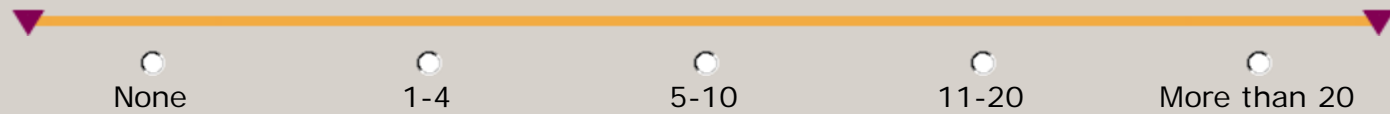
During the current school year, how much has your coursework emphasized the following mental activities?

	Very much	Quite a bit	Some	Very little
<b>Memorizing</b> facts, ideas, or methods from your courses and readings so you can repeat them in pretty much the same form	<input type="radio"/>	<input type="radio"/>	<input type="radio"/>	<input type="radio"/>
<b>Analyzing</b> the basic elements of an idea, experience, or theory, such as examining a particular case or situation in depth and considering its components	<input type="radio"/>	<input type="radio"/>	<input type="radio"/>	<input type="radio"/>
<b>Synthesizing</b> and organizing ideas, information, or experiences into new, more complex interpretations and relationships	<input type="radio"/>	<input type="radio"/>	<input type="radio"/>	<input type="radio"/>
<b>Making judgments</b> about the value of information, arguments, or methods, such as examining how others gathered and interpreted data and assessing the soundness of their conclusions	<input type="radio"/>	<input type="radio"/>	<input type="radio"/>	<input type="radio"/>
<b>Applying</b> theories or concepts to practical problems or in new situations	<input type="radio"/>	<input type="radio"/>	<input type="radio"/>	<input type="radio"/>


Continue




During the current *school year*, about how much reading and writing have you done?  
Number of assigned textbooks, books, or book-length packs of course readings



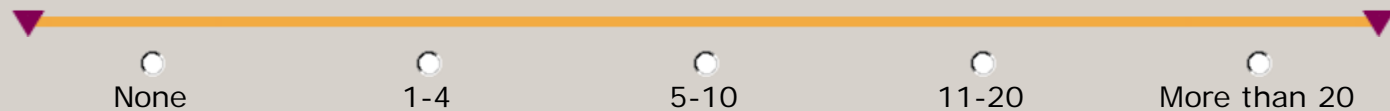
Number of books read on your own (not assigned) for personal enjoyment or academic enrichment



Number of written papers or reports of **20 pages or more**



Number of written papers or reports **between 5 and 19 pages**



Number of written papers or reports of **fewer than 5 pages**



Help



Contact Us



FAQs



Save and Exit

Continue



National Survey  
of Student Engagement

The College Student Report



Help



Contact Us



FAQs

In a *typical week*, how many homework problem sets do you complete?

	None	1-2	3-4	5-6	More than 6
Number of problem sets that take you <b>more</b> than an hour to complete	<input type="radio"/>	<input type="radio"/>	<input type="radio"/>	<input type="radio"/>	<input type="radio"/>
Number of problem sets that take you <b>less</b> than an hour to complete	<input type="radio"/>	<input type="radio"/>	<input type="radio"/>	<input type="radio"/>	<input type="radio"/>

Continue



National Survey  
of Student Engagement

The College Student Report



Select the circle that best represents the extent to which your examinations during the current school year have challenged you to do your best work.

Very little

Very much

1 2 3 4 5 6 7

Continue



Help



Contact Us



FAQs



During the current school year, about how often have you done each of the following?

	Very often	Often	Sometimes	Never
Attended an art exhibit, play, dance, music, theater, or other performance	<input type="radio"/>	<input type="radio"/>	<input type="radio"/>	<input type="radio"/>
Exercised or participated in physical fitness activities	<input type="radio"/>	<input type="radio"/>	<input type="radio"/>	<input type="radio"/>
Participated in activities to enhance your spirituality (worship, meditation, prayer, etc.)	<input type="radio"/>	<input type="radio"/>	<input type="radio"/>	<input type="radio"/>
Examined the strengths and weaknesses of your own views on a topic or issue	<input type="radio"/>	<input type="radio"/>	<input type="radio"/>	<input type="radio"/>
Tried to better understand someone else's views by imagining how an issue looks from his or her perspective	<input type="radio"/>	<input type="radio"/>	<input type="radio"/>	<input type="radio"/>
Learned something that changed the way you understand an issue or concept	<input type="radio"/>	<input type="radio"/>	<input type="radio"/>	<input type="radio"/>

Continue



National Survey  
of Student Engagement

The College Student Report



Help



Contact Us



FAQs

Which of the following have you done or do you plan to do before you graduate from your institution?

	Done	Plan to do	Do not plan to do	Have not decided
Practicum, internship, field experience, co-op experience, or clinical assignment	<input type="radio"/>	<input type="radio"/>	<input type="radio"/>	<input type="radio"/>
Community service or volunteer work	<input type="radio"/>	<input type="radio"/>	<input type="radio"/>	<input type="radio"/>
Participate in a learning community or some other formal program where groups of students take two or more classes together	<input type="radio"/>	<input type="radio"/>	<input type="radio"/>	<input type="radio"/>
Work on a research project with a faculty member outside of course or program requirements	<input type="radio"/>	<input type="radio"/>	<input type="radio"/>	<input type="radio"/>
Foreign language coursework	<input type="radio"/>	<input type="radio"/>	<input type="radio"/>	<input type="radio"/>
Study abroad	<input type="radio"/>	<input type="radio"/>	<input type="radio"/>	<input type="radio"/>
Independent study or self-designed major	<input type="radio"/>	<input type="radio"/>	<input type="radio"/>	<input type="radio"/>
Culminating senior experience (capstone course, senior project or thesis, comprehensive exam, etc.)	<input type="radio"/>	<input type="radio"/>	<input type="radio"/>	<input type="radio"/>

Continue



National Survey  
of Student Engagement

The College Student Report



Help



Contact Us



FAQs

Select the circle that best represents the quality of your relationships with people at your institution.

### Relationships with **other students**

**Unfriendly,  
Unsupportive,  
Sense of alienation**

**Friendly,  
Supportive,  
Sense of belonging**



### Relationships with **faculty members**

**Unavailable,  
Unhelpful,  
Unsympathetic**

**Available,  
Helpful,  
Sympathetic**



### Relationships with **administrative personnel and offices**

**Unhelpful,  
Inconsiderate,  
Rigid**

**Helpful,  
Considerate,  
Flexible**




Continue

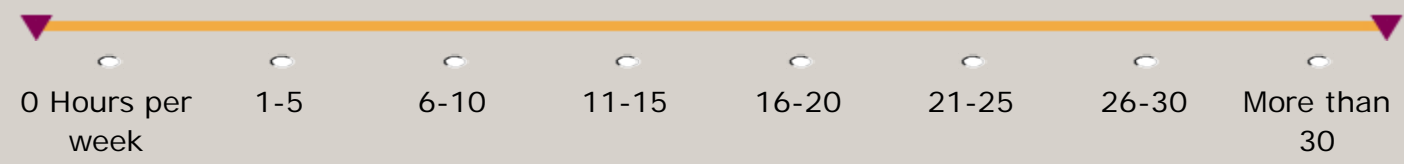


About how many hours do you spend in a typical 7-day week doing each of the following?

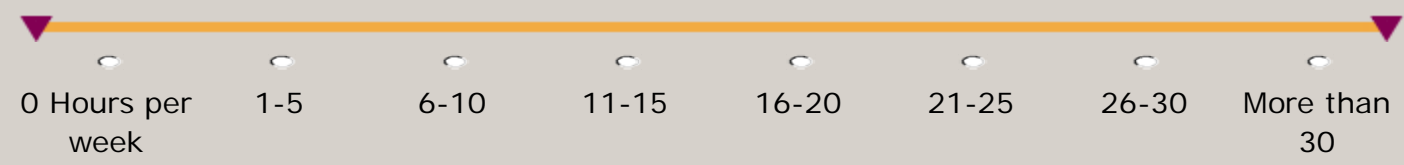
Preparing for class (studying, reading, writing, doing homework or lab work, analyzing data, rehearsing, and other academic activities)



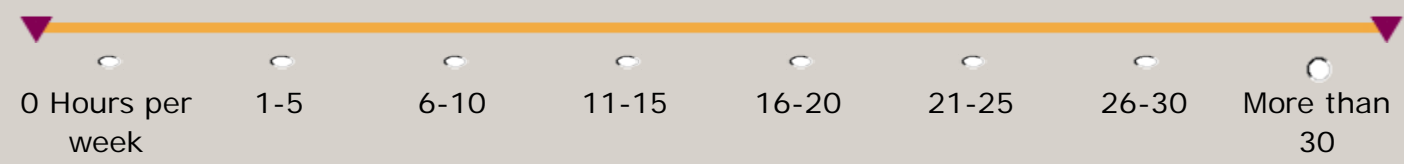
Working for pay **on campus**



Working for pay **off campus**



Participating in co-curricular activities (organizations, campus publications, student government, fraternity or sorority, intercollegiate or intramural sports, etc.)



 Help

 Contact Us

 FAQs


 Save and Exit

Continue

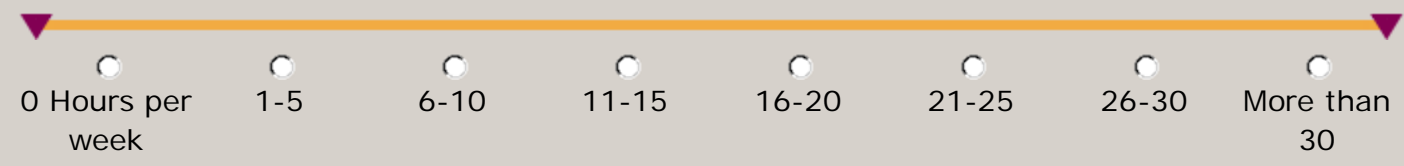


About how many hours do you spend in a typical 7-day week doing each of the following?

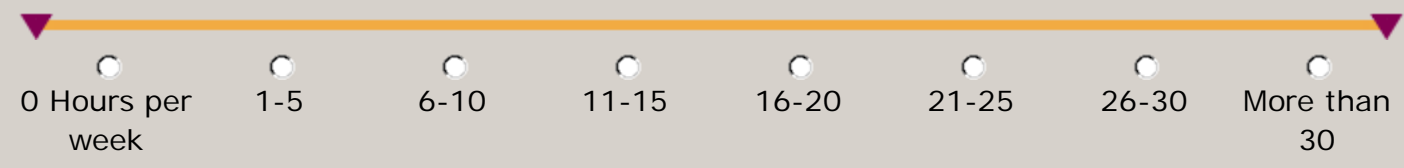
Relaxing and socializing (watching TV, partying, etc.)



Providing care for dependents living with you (parents, children, spouse, etc.)



Commuting to class (driving, walking, etc.)



Help



Contact Us



FAQs

Continue



Help



Contact Us



FAQs

To what extent does your institution emphasize each of the following?

	Very much	Quite a bit	Some	Very little
Spending significant amounts of time studying and on academic work	<input type="radio"/>	<input type="radio"/>	<input type="radio"/>	<input type="radio"/>
Providing the support you need to help you succeed academically	<input type="radio"/>	<input type="radio"/>	<input type="radio"/>	<input type="radio"/>
Encouraging contact among students from different economic, social, and racial or ethnic backgrounds	<input type="radio"/>	<input type="radio"/>	<input type="radio"/>	<input type="radio"/>
Helping you cope with your non-academic responsibilities (work, family, etc.)	<input type="radio"/>	<input type="radio"/>	<input type="radio"/>	<input type="radio"/>
Providing the support you need to thrive socially	<input type="radio"/>	<input type="radio"/>	<input type="radio"/>	<input type="radio"/>
Attending campus events and activities (special speakers, cultural performances, athletic events, etc.)	<input type="radio"/>	<input type="radio"/>	<input type="radio"/>	<input type="radio"/>
Using computers in academic work	<input type="radio"/>	<input type="radio"/>	<input type="radio"/>	<input type="radio"/>

Continue



National Survey  
of Student Engagement

The College Student Report



Help



Contact Us



FAQs

To what extent has your experience at this institution contributed to your knowledge, skills, and personal development in the following areas?

	Very much	Quite a bit	Some	Very little
Acquiring a broad general education	<input type="radio"/>	<input type="radio"/>	<input type="radio"/>	<input type="radio"/>
Acquiring job or work-related knowledge and skills	<input type="radio"/>	<input type="radio"/>	<input type="radio"/>	<input type="radio"/>
Writing clearly and effectively	<input type="radio"/>	<input type="radio"/>	<input type="radio"/>	<input type="radio"/>
Speaking clearly and effectively	<input type="radio"/>	<input type="radio"/>	<input type="radio"/>	<input type="radio"/>
Thinking critically and analytically	<input type="radio"/>	<input type="radio"/>	<input type="radio"/>	<input type="radio"/>
Analyzing quantitative problems	<input type="radio"/>	<input type="radio"/>	<input type="radio"/>	<input type="radio"/>
Using computing and information technology	<input type="radio"/>	<input type="radio"/>	<input type="radio"/>	<input type="radio"/>
Working effectively with others	<input type="radio"/>	<input type="radio"/>	<input type="radio"/>	<input type="radio"/>

Continue



National Survey of Student Engagement

The College Student Report



To what extent has your experience at this institution contributed to your knowledge, skills, and personal development in the following areas?

	Very much	Quite a bit	Some	Very little
Voting in local, state, or national elections	<input type="radio"/>	<input type="radio"/>	<input type="radio"/>	<input type="radio"/>
Learning effectively on your own	<input type="radio"/>	<input type="radio"/>	<input type="radio"/>	<input type="radio"/>
Understanding yourself	<input type="radio"/>	<input type="radio"/>	<input type="radio"/>	<input type="radio"/>
Understanding people of other racial and ethnic backgrounds	<input type="radio"/>	<input type="radio"/>	<input type="radio"/>	<input type="radio"/>
Solving complex real-world problems	<input type="radio"/>	<input type="radio"/>	<input type="radio"/>	<input type="radio"/>
Developing a personal code of values and ethics	<input type="radio"/>	<input type="radio"/>	<input type="radio"/>	<input type="radio"/>
Contributing to the welfare of your community	<input type="radio"/>	<input type="radio"/>	<input type="radio"/>	<input type="radio"/>
Developing a deepened sense of spirituality	<input type="radio"/>	<input type="radio"/>	<input type="radio"/>	<input checked="" type="radio"/>

Continue



Help



Contact Us



FAQs



National Survey  
of Student Engagement

The College Student Report



Help



Contact Us



FAQs

Overall, how would you evaluate the quality of academic advising you have received at your institution?

- Excellent
- Good
- Fair
- Poor

How would you evaluate your entire educational experience at this institution?

- Excellent
- Good
- Fair
- Poor

If you could start over again, would you go to the *same institution* you are now attending?

- Definitely yes
- Probably yes
- Probably no
- Definitely no

Continue



National Survey  
of Student Engagement

The College Student Report



Help



Contact Us



FAQs

Select your year of birth:

- 1991
- 1990
- 1989
- 1988
- 1987
- 1986
- 1985
- 1984

If other year, enter here: 19

Your sex:

- Male
- Female

Continue



National Survey  
of Student Engagement

The College Student Report



Help



Contact Us



FAQs

Are you an international student or foreign national?

- Yes
- No

What is your racial or ethnic identification? (Select only one.)

- American Indian or other Native American
- Asian, Asian American, or Pacific Islander
- Black or African American
- White (non-Hispanic)
- Mexican or Mexican American
- Puerto Rican
- Other Hispanic or Latino
- Multiracial
- Other
- I prefer not to respond

Continue



What is your current classification in college?

- Freshman/first-year
- Sophomore
- Junior
- Senior
- Unclassified

Did you begin college at your current institution or elsewhere?

- Started here
- Started elsewhere

Since graduating from high school, which of the following types of schools have you attended other than the one you are attending now? (Select all that apply.)


- Vocational or technical school
- Community or junior college
- 4-year college other than this one
- None
- Other

Continue



National Survey  
of Student Engagement

The College Student Report



Are you a current or former member of the U.S. Armed Forces, Reserves, or National Guard?

- Yes
- No

If yes:

As part of your military experience, did you receive combat pay, hostile fire pay, or imminent danger pay?

- Yes
- No

Continue



Help



Contact Us



FAQs



National Survey  
of Student Engagement

The College Student Report



Help



Contact Us



FAQs

Thinking about this current academic term...

How would you characterize your enrollment?

- Full-time
- Less than full-time

Are you taking all courses entirely on-line?

- Yes
- No

Continue



**Your institution will not receive your identified response to the following question. Only an overall summary of responses will be provided.**

Do you have any disabilities or impairments? (Select all that apply.)

- No, I do not have any disabilities or impairments
- Yes, I have a sensory impairment (vision or hearing)
- Yes, I have a mobility impairment
- Yes, I have a learning disability
- Yes, I have a developmental disorder (ADHD, Autism spectrum disorder, etc.)
- Yes, I have a mental health disorder
- Yes, I have a medical disability not listed above
- Yes, I have another disability
- I choose not to answer

If yes:

Please specify your disabilities or impairments:

Continue



National Survey  
of Student Engagement

The College Student Report



Help



Contact Us



FAQs

Are you a member of a social fraternity or sorority?

- Yes
- No

Are you a student-athlete on a team sponsored by your institution's athletics department?

- Yes
- No

Continue



On what team(s) sponsored by your institution's athletics department are you an athlete?  
(Select all that apply.)

- |  |   |  |
|--|---|--|
| <input type="checkbox"/> Baseball      | <input type="checkbox"/> Track & Field        | <input type="checkbox"/> Water Polo                              |
| <input type="checkbox"/> Basketball    | <input type="checkbox"/> Lacrosse             | <input type="checkbox"/> Wrestling                               |
| <input type="checkbox"/> Bowling       | <input type="checkbox"/> Rifle                | <input type="checkbox"/> Other, specify:<br><input type="text"/> |
| <input type="checkbox"/> Cross Country | <input type="checkbox"/> Rowing               |  |
| <input type="checkbox"/> Fencing       | <input type="checkbox"/> Skiing               |  |
| <input type="checkbox"/> Field Hockey  | <input type="checkbox"/> Soccer               |  |
| <input type="checkbox"/> Football      | <input type="checkbox"/> Softball             |  |
| <input type="checkbox"/> Golf          | <input type="checkbox"/> Swimming<br>& Diving |  |
| <input type="checkbox"/> Gymnastics    | <input type="checkbox"/> Tennis               |  |
| <input type="checkbox"/> Ice Hockey    | <input type="checkbox"/> Volleyball           |  |

Continue



National Survey  
of Student Engagement

The College Student Report



Help



Contact Us



FAQs

What have most of your grades been up to now at this institution?

- A
- A-
- B+
- B
- B-
- C+
- C
- C- or lower

Which of the following best describes where you are living now while attending college?

- Dormitory or other campus housing (not fraternity/sorority house)
- Residence (house, apartment, etc.) within **walking distance** of the institution
- Residence (house, apartment, etc.) within **driving distance** of the institution
- Fraternity or sorority house
- None of the above

Continue



National Survey  
of Student Engagement

The College Student Report



Help



Contact Us



FAQs

What is the highest level of education that your **father** completed?

- Did not finish high school
- Graduated from high school
- Attended college but did not complete degree
- Completed an associate's degree (A.A., A.S., etc.)
- Completed a bachelor's degree (B.A., B.S., etc.)
- Completed a master's degree (M.A., M.S., etc.)
- Completed a doctoral degree (Ph.D., J.D., M.D., etc.)

What is the highest level of education that your **mother** completed?

- Did not finish high school
- Graduated from high school
- Attended college but did not complete degree
- Completed an associate's degree (A.A., A.S., etc.)
- Completed a bachelor's degree (B.A., B.S., etc.)
- Completed a master's degree (M.A., M.S., etc.)
- Completed a doctoral degree (Ph.D., J.D., M.D., etc.)

Continue



National Survey  
of Student Engagement

The College Student Report



Help



Contact Us



FAQs

Please enter your major(s) or your expected major(s).

Primary major (Enter only one.):

If applicable, second major (not minor, concentration, etc.):

Continue



We're sorry, but we weren't able to identify the primary major you entered.

Please select the response below that most closely matches your **primary** major.

Select from a general area below to view a list of specific majors.

[Expand all categories](#)

[Contract all categories](#)

[Arts & Humanities:](#)

[Biological Science:](#)

[Business:](#)

[Education:](#)

[Engineering:](#)

[Physical Science:](#)

[Professional:](#)

[Social Science:](#)

[Other:](#)

[Continue](#)



National Survey  
of Student Engagement

The College Student Report



Help



Contact Us



FAQs

We're sorry, but we weren't able to identify the second major you entered.

Please select the response below that most closely matches your **second** major.

Select from a general area below to view a list of specific majors.

[Expand all categories](#)

[Contract all categories](#)

[Arts & Humanities:](#)

[Biological Science:](#)

[Business:](#)

[Education:](#)

[Engineering:](#)


[Physical Science:](#)

[Professional:](#)

[Social Science:](#)

[Other:](#)


[Continue](#)




**National Survey  
of Student Engagement**

---


The College Student Report




Help



Contact Us



FAQs



Save and Exit

If you have any additional comments or feedback that you'd like to share on the quality of your educational experience, please type them below.


Continue




National Survey  
of Student Engagement

---


The College Student Report




Help



Contact Us



FAQs



Save and Exit

## THANKS FOR SHARING YOUR RESPONSES!

Your responses to the survey were successfully submitted.

Questions or comments? [Contact us](#).

For security purposes, please close your browser window to exit the survey.



## Help

### How to Complete the Survey

- [Returning to a Previous Page](#)
- [Using Radio Buttons](#)
- [Using Checkboxes](#)
- [Using Textboxes](#)

### Common Problems

- [Submit Button Doesn't Respond](#)

## Returning to a Previous Page

Use your browser's back button to return to a previous page in the survey. After you finish reviewing the previous page or changing answers, select the "Continue" button to return.


## Using Radio Buttons

To select a radio button, move your mouse pointer over the radio button you wish to select and click once. If you want to change your answer, just click another radio button under the same question and your previous mark will be deleted.



## Using Checkboxes

Selecting a checkbox is almost exactly like selecting a radio button. Move your mouse cursor over the checkbox you wish to select and click once. Checkboxes work a bit differently when it comes to deselecting compared to radio buttons. With checkboxes one must actually relick the selection again for the check mark to go away because more than one checkbox can be selected under a single question.



## Using Textboxes

To put your answer into a textbox move your mouse pointer over any part of the textbox and click once. Then just type in your answer using the keyboard. To delete an answer double-click in the box (the text should now be highlighted) and then press either the "Backspace" or "Delete" key. When you have the correct answer in the textbox, proceed to the next question or submit button.

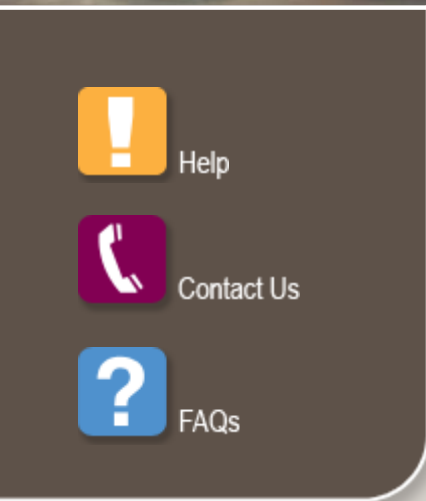


## Submit Button Doesn't Respond

*"I keep clicking the submit/next page/continue button, but nothing happens."* -

Repeatedly clicking a submit button does not make any page on the web load faster. When you click a submit button, the process of sending your information and moving onto the next page begins. If the button is clicked again, then the progress so far is abandoned, and the process starts over again from the beginning.

If it takes a long time for anything to occur after you press a submit button, it is probably because of a slow network connection, heavy network traffic, or other similar problems. In any case, the fastest procedure is to click the submit button once and wait for the network to transfer your information and load the next page. Repeatedly clicking the button will only slow the process down.



## Contact Us

For technical questions regarding the survey:

**E-mail:** [help@nsse-survey.org](mailto:help@nsse-survey.org)

**Phone:** 1-800-676-0390

**Mail:** Center for Survey Research  
Indiana University  
Eigenmann Hall 2 South  
1900 E. 10th Street  
Bloomington, IN 47406-7512  
USA

**Link:** [Center for Survey Research Home Page](#)

For general NSSE issues:

**E-mail:** [nsse@indiana.edu](mailto:nsse@indiana.edu)

**Mail:** Center for Postsecondary Research  
Indiana University Bloomington  
1900 East 10th Street  
Eigenmann Hall Suite 419  
Bloomington, IN 47406-7512

**Link:** [The National Survey of Student Engagement](#)



Help



Contact Us



FAQs

## Frequently Asked Questions

### Survey Details

- [What is the National Survey of Student Engagement?](#)

### Survey Administration

- [How did you get my name?](#)
- [Why don't you ask someone else?](#)

### Data Reporting

- [What will you do with the data?](#)
- [Will my answers be shared with the institution?](#)
- [Are you surveying my school only?](#)
- [Are my survey responses anonymous?](#)
- [Are my survey responses confidential?](#)

### Reasons to Participate

- [Why should I complete the survey?](#)
- [I get surveyed all the time. How is this survey different?](#)
- [Who is in charge of the survey?](#)

---

## What is the National Survey of Student Engagement?

The National Survey of Student Engagement, or NSSE, is a survey specially designed for students like you to provide information about your undergraduate experience, including your views about the quality of your education and how you spend your time. The survey has a very broad scope in that your school is one of more than 650 universities and colleges from different parts of the US and Canada using the survey this spring. But the main reason your school is participating is that it wants to learn more about what students think and do because it wants to improve the undergraduate program at your school.

This year more than 1,100,000 students will be invited to express their views and describe their experiences.

[Return to top](#)

---

## How did you get my name?

When your school got involved in this project it gave us a data file with the names and mailing addresses of all first-year students and seniors. Every first-year student and every senior at your school had an equal chance of being chosen because the names were randomly selected from the list your school provided. At some schools, all students are surveyed.

[Return to top](#)

---

## Why don't you ask someone else?

This survey is being completed by a random sample of students, although some schools also survey additional students to get more useful results. Random sampling and high response rates are critical to collecting statistically valid results. Collecting valid data will help your school make better decisions about improving undergraduate education.

[Return to top](#)

---

## What will you do with the data?

We will present data to your institution in an Institutional Report that summarizes the responses from all students who completed the survey at your school. This report includes a data file that your school can use to examine the information in different ways; examples might include comparing the experiences of women and men or learning about the experiences of students in different major fields. This is extremely valuable because most schools do not have good information about how students spend their time and what they think of their institution.

In addition, your institution's data will be combined with data from students across the country to generate an overall profile of the undergraduate student. This national data set will be used to conduct research to improve undergraduate education. Individual student responses are not identifiable in any reports.

[Return to top](#)

---

## Will my answers be shared with the institution?

Absolutely. One of the most important reasons to do this survey is so that your institution discovers what you and other students at your school do and think.

[Return to top](#)

## Are you surveying my school only?

In spring 2009, more than 650 schools will be involved in the survey. This is an annual study, so the information you provide now will become part of the national database and be used for some time to come as people compare your responses with students in the future.

[Return to top](#)

---

## Are my survey responses anonymous?

No. When we send the final survey data file to your institution, your responses will be linked to the unique ID number your institution provided us. In some cases this number will be your institutional student ID number, while in other cases they may assign a number specific to this study. NSSE never uses Social Security numbers for identification. Though your school can identify your responses, however, we use measures to ensure the confidentiality of your responses so that no one besides your school can share your responses.

[Return to top](#)

---

## Are my survey responses confidential?

Yes. Confidentiality of student data is a high priority at NSSE. NSSE will only release survey responses identified by student to the institution at which that student is enrolled, and even then only to personnel designated as our official contacts at that institution. Our use of student data is regulated by the U.S. federal Family Educational Rights and Privacy Act [FERPA, 34CFR 99.31(a)6(i)], which allows educational institutions to share student data with outside agencies conducting research for the purpose of improving instruction. For the full text of FERPA: <http://www.ed.gov/policy/gen/guid/fpco/pdf/ferparegs.pdf>. Students should contact their own institution for information about institutional policies for protecting student records.

[Return to top](#)

---

## Why should I complete the survey?

Simply put, your school needs to know what you think of your educational experience, the kinds of activities you do, and how you are benefiting from your studies. Without this information, it's not very easy for faculty and staff at your institution to identify the areas that can and should be improved. And because you were randomly selected from among your classmates to represent your school, it's important that you make your views known in order for the results to be valid. The more your institution knows about its students and what they do there, the more likely it is that faculty, academic and student life administrators and others can take appropriate action that will improve undergraduate education.

[Return to top](#)

---

## I get surveyed all the time. How is this survey different?

Have you heard the expression, "think globally, act locally?" This is a national project with immediate local implications. That is, more than one million students around the country are getting the same survey. And people will be interested in what undergraduate students as a group think about their education. But it's also important that your school find out directly from you about your experience and then share what it learns through comparisons with other schools. This will, probably for the first time, give your faculty and administrators an answer to the question: "How well are we doing?"

Finally, this survey differs from most others you get because what you say will become part of a continuing national study that people at your school as well as hundreds of other institutions around the country will continue to use for the foreseeable future. So, your answers will not only help your school, but many others around the country as well.

[Return to top](#)

---

## Who is in charge of the survey?

The project is located at Indiana University Bloomington and is directed by Alexander C. McCormick, a faculty member in the School of Education. The Center for Survey Research at IUB, directed by John Kennedy, administers the surveys. These people are supported by dozens of others who help design, package, mail, and collect the surveys and then analyze and report the results to your school and the other participating institutions around the country.

[Return to top](#)